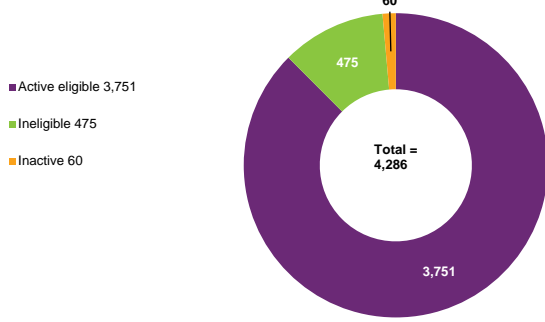
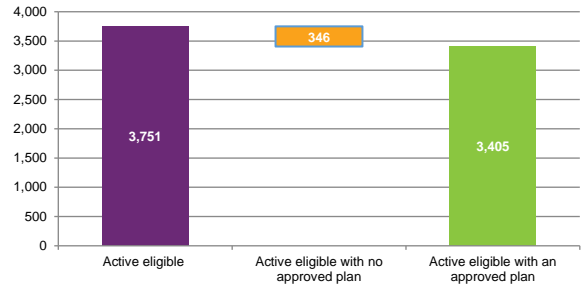


1. Eligibility

1.1 Access decisions: number of people eligible and ineligible

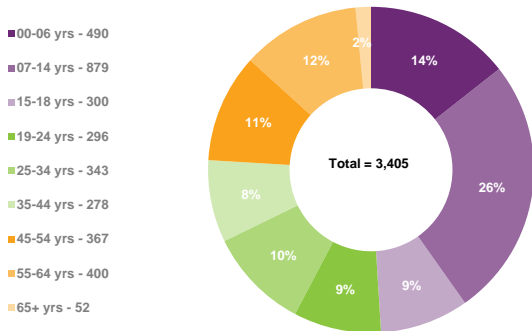


1.2 Active eligible participants and plan approvals

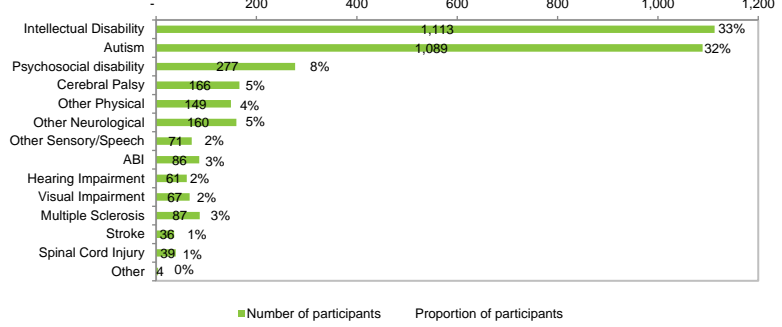


2. Participant characteristics

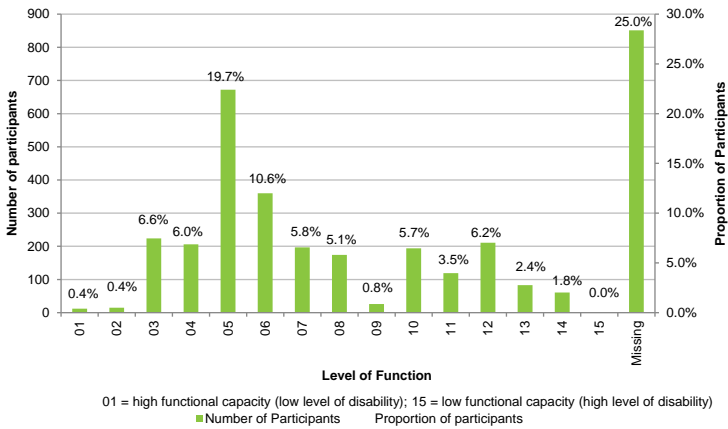
2.1 Age profile of active participants with an approved plan (no. of participants)



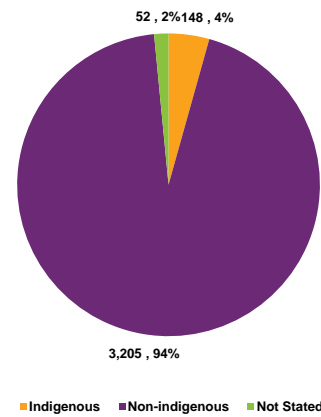
2.2 Primary disability of active participants with an approved plan



2.3 The level of function of active participants with an approved plan

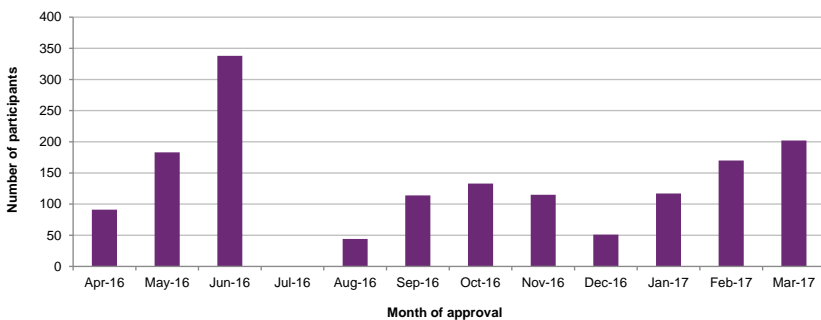


2.4 Indigenous status of active participants with an approved plan



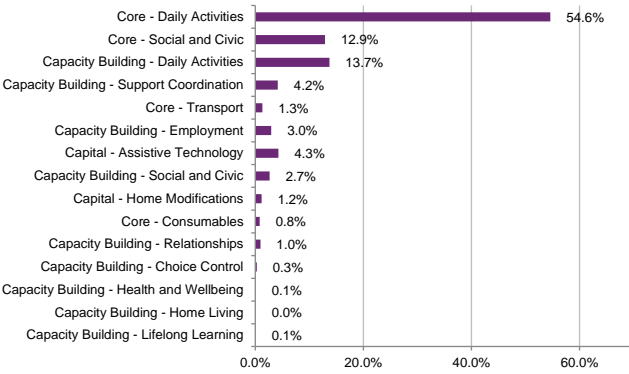
3. Plan Approvals

3.1 Month of first plan approval for new participants

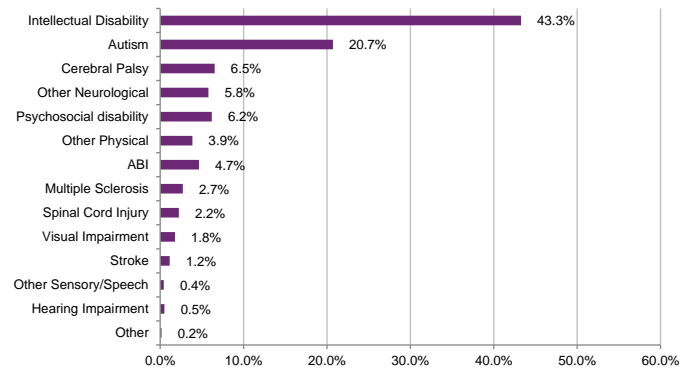


4. Total annualised committed support – most recent approved plans

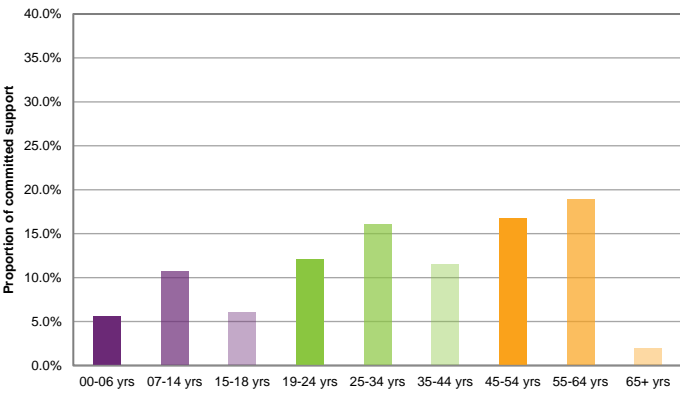
4.1 Total annualised committed support for active participants with an approved plan by support category (%)



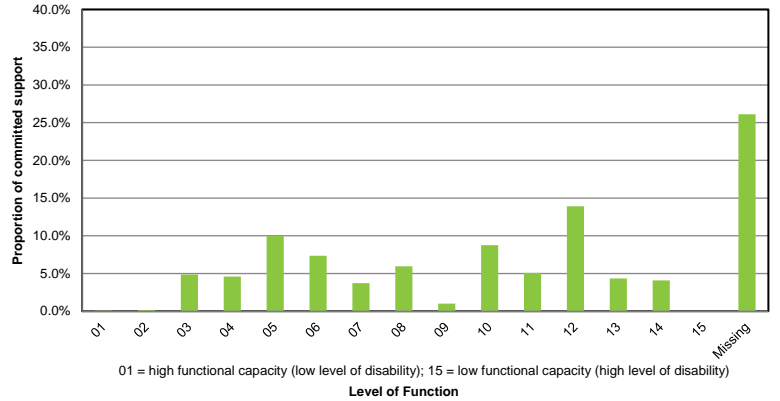
4.2 Total annualised committed support for active participants with an approved plan by primary disability (%)



4.3 Total annualised committed support for active participants with an approved plan by age group (%)

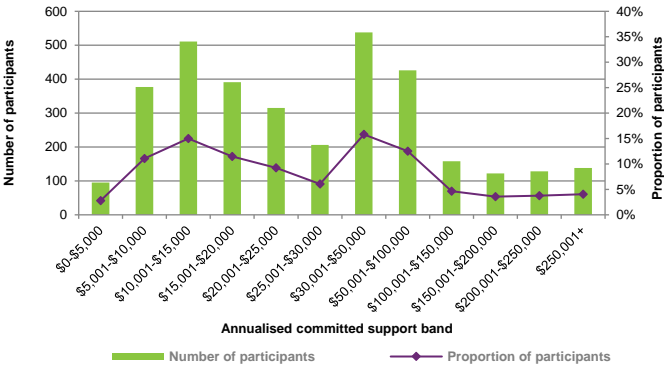


4.4 Total annualised committed support for active participants with an approved plan by level of function (%)

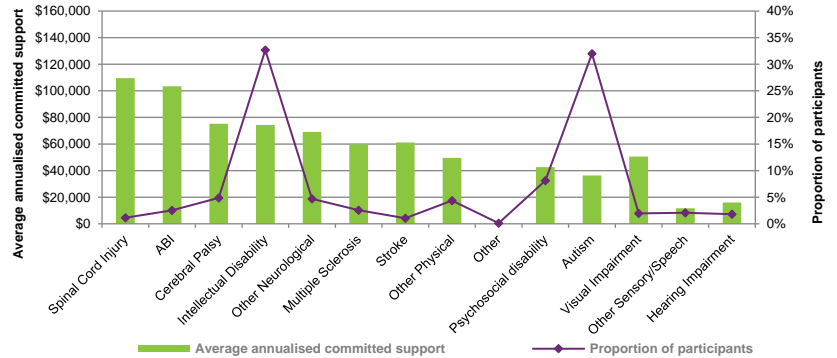


5. Average annualised committed support - most recent approved plans

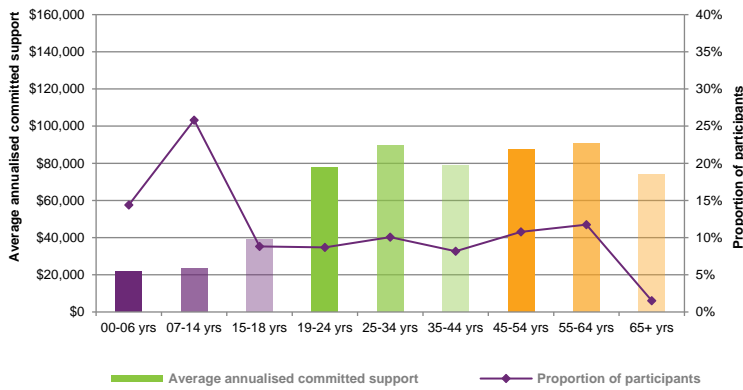
5.1 Distribution of active participants with an approved plan by annualised committed support band



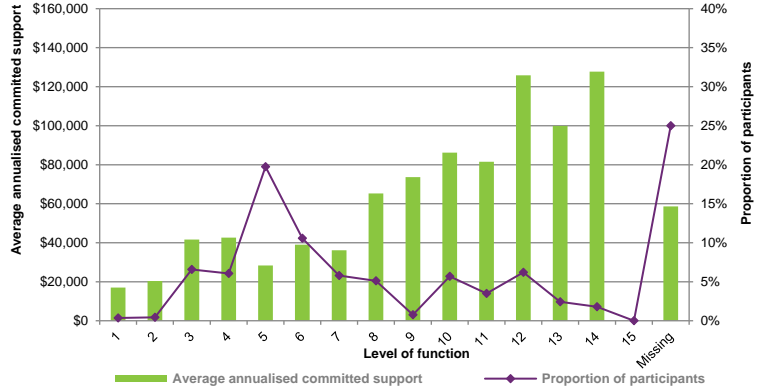
5.2 Average annualised committed support for active participants with an approved plan by primary disability (\$)



5.3 Average annualised committed support for active participants with an approved plan by age group (\$)



5.4 Average annualised committed support for active participants with an approved plan by level of function (\$)



01 = high functional capacity (low level of disability); 15 = low functional capacity (high level of disability)

6. Providers

6.1 Registered providers as at 31st of March 2017 by entity type

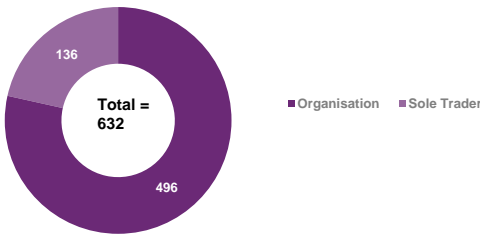


Table 6.2 Registered providers as at 31st of March 2017 by registration group

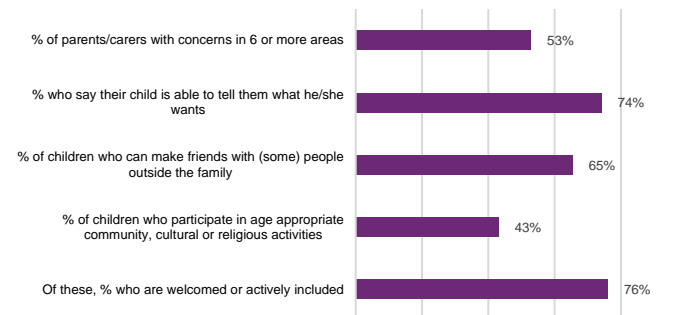
Registration Group	# Providers	Registration Group	# Providers
Therapeutic Supports	174	Innov Community Participation	51
Household Tasks	93	Plan Management	34
Assist-Travel/Transport	104	Assistive Prod-Household Task	82
Early Childhood Supports	73	Assistive Equip-Recreation	100
Participate Community	86	Comms & Info Equipment	67
Development-Life Skills	78	Custom Prosthetics	65
Assist Prod-Pers Care/Safety	154	Community Nursing Care	44
Assist Personal Activities	59	Assist Access/Maintain Employ	46
Assist-Life Stage, Transition	72	Specialised Driver Training	51
Behaviour Support	71	Hearing Equipment	32
Personal Activities High	63	Spec Support Employ	22
Personal Mobility Equipment	139	Vision Equipment	37
Group/Centre Activities	52	Interpret/Translate	25
Home Modification	86	Specialised Hearing Services	17
Accommodation/Tenancy	63	Vehicle modifications	27
Support Coordination	44	Hearing Services	8
Ex Phys Pers Training	57	Specialised Disability Accommodation	0
Daily Tasks/Shared Living	56	Assistance Animals	0

7. Participants and carers outcomes and support packages by participant age group

Age group: birth to end of age 6

Baseline outcomes - participants

7.1 Participants 0 to before school



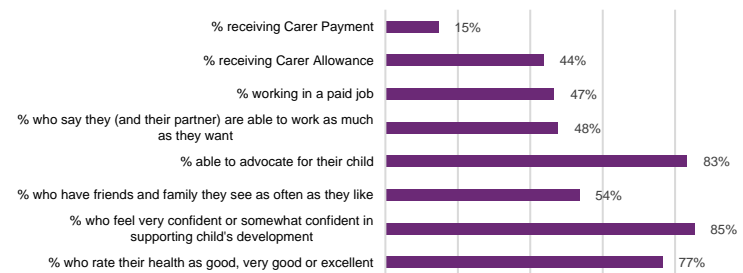
7.2 Description of key participant outcome domains

Outcome statements for children aged 0-6 years (or school entry):

1. Children gain functional, developmental and coping skills that are appropriate to their ability and circumstances / specialist services
2. Children show evidence of self-determination in their everyday lives
3. Children participate meaningfully in family life
4. Children participate meaningfully in community life

Baseline outcomes - family

7.3 Family/carers of participants 0 to 14 (selected indicators)



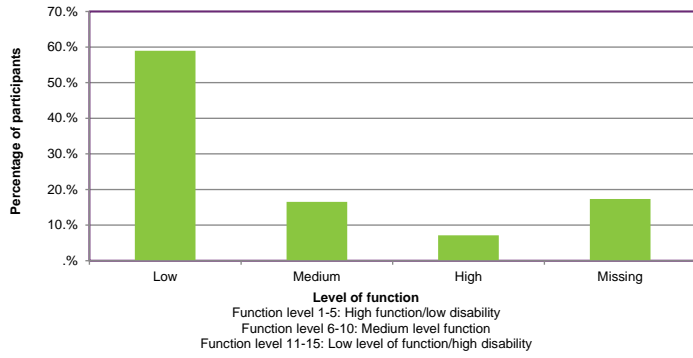
7.4 Description of key carer outcome domains

Outcome statements for families / carers of children with disability aged 0-6 years:

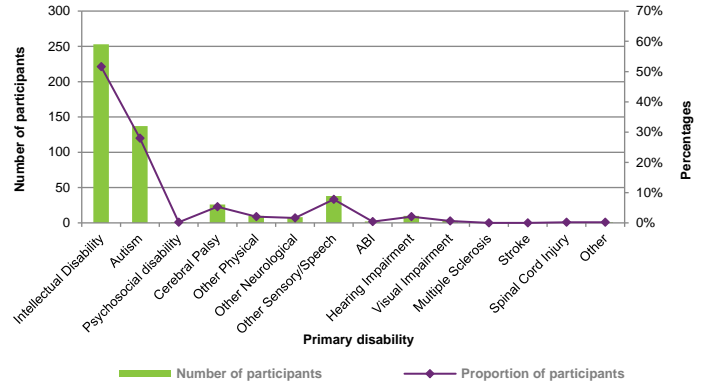
1. Families know their rights and advocate effectively for their children
2. Families feel supported
3. Families are able to gain access to desired services, programs, and activities in their community
4. Families help their children develop and learn
5. Families enjoy health and wellbeing

Participant Characteristics

7.5 Distribution of active participants with an approved plan by level of function for age 0 - 6 yrs

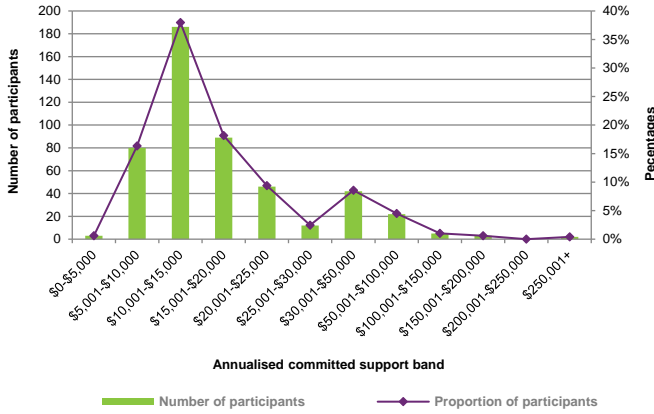


7.6 Distribution of active participants with an approved plan by primary disability for age 0 - 6 yrs

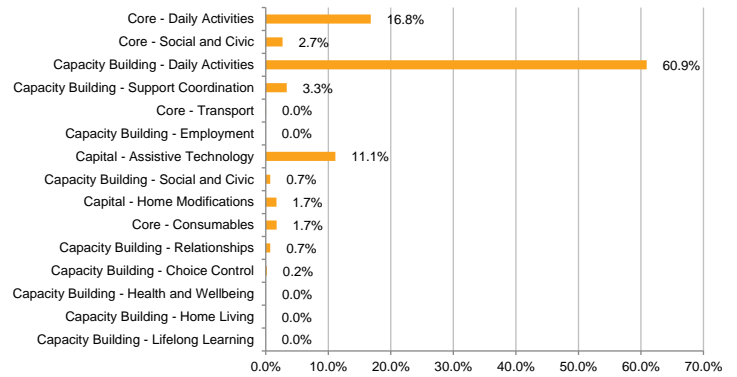


Support package

7.7 Distribution of active participants with an approved plan by annualised committed support band for age 0 - 6 yrs



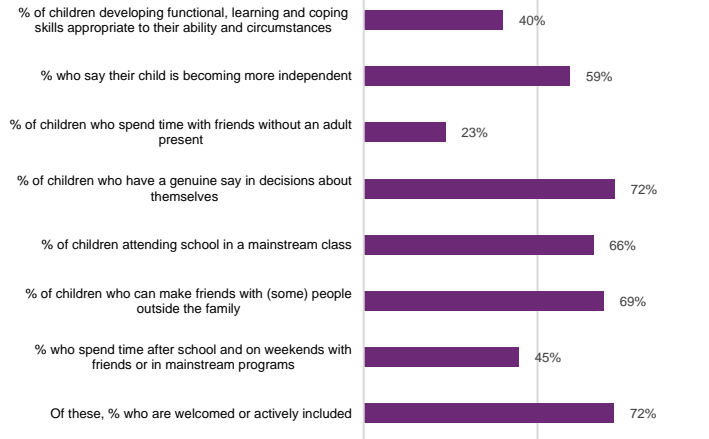
7.8 Total annualised committed support for active participants with an approved plan by support category for age 0-6 yrs



Age group: age 7 to end of age 14

Baseline outcomes - participants

7.9 Participants starting school age 7 to 14



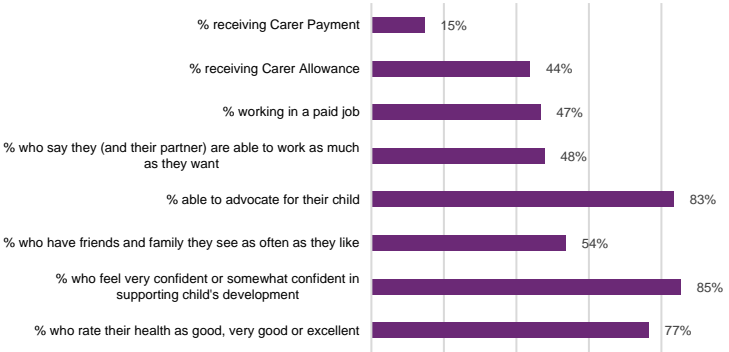
7.10 Description of key participant outcome domains

Outcome statements for children aged 6 (or school entry) -15 years:

1. Children gain functional, developmental and coping skills that are appropriate to their ability and circumstances / specialist services
2. Children show evidence of self-determination in their everyday lives
3. Children participate meaningfully in family life
4. Children participate meaningfully in community life

Baseline outcomes - family

7.11 Family/carers of participants age 0 to 14



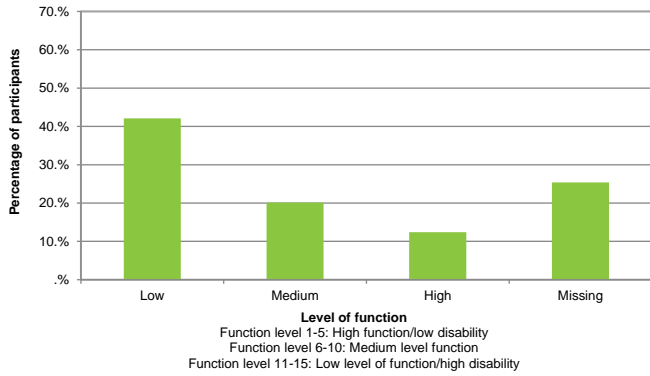
7.12 Description of key carer outcome domains

Outcome statements for families / carers of children with disability aged 6-15 years:

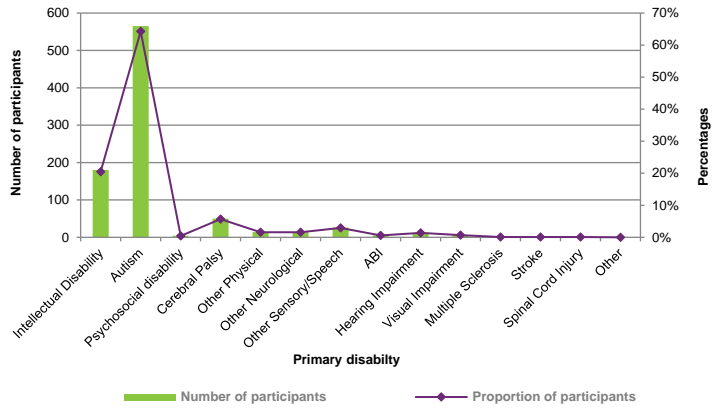
1. Families know their rights and advocate effectively for their children
2. Families feel supported
3. Families are able to gain access to desired services, programs, and activities in their community
4. Families help their children develop and learn
5. Families enjoy health and wellbeing

Participant Characteristics

7.13 Distribution of active participants with an approved plan by level of function for age 7 to 14 yrs

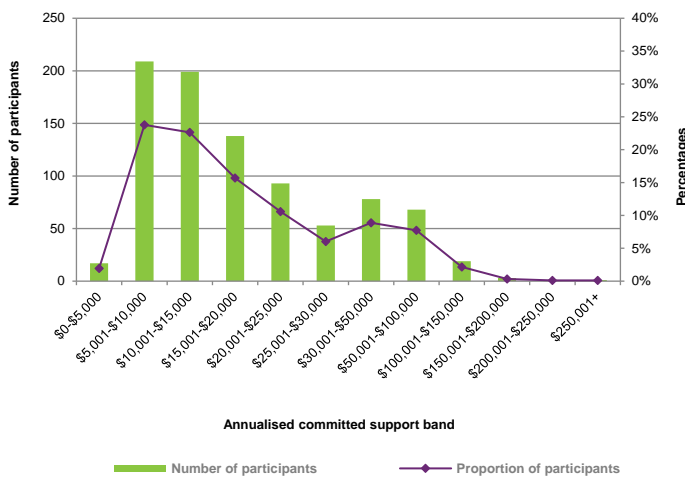


7.14 Distribution of active participants with an approved plan by primary disability for age 7 to 14 yrs

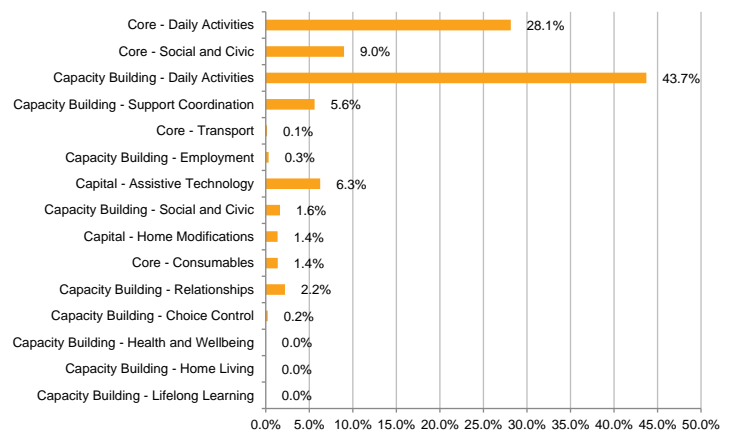


Support packages

7.15 Distribution of active participants with an approved plan by annualised committed support band for age 7 to 14 yrs

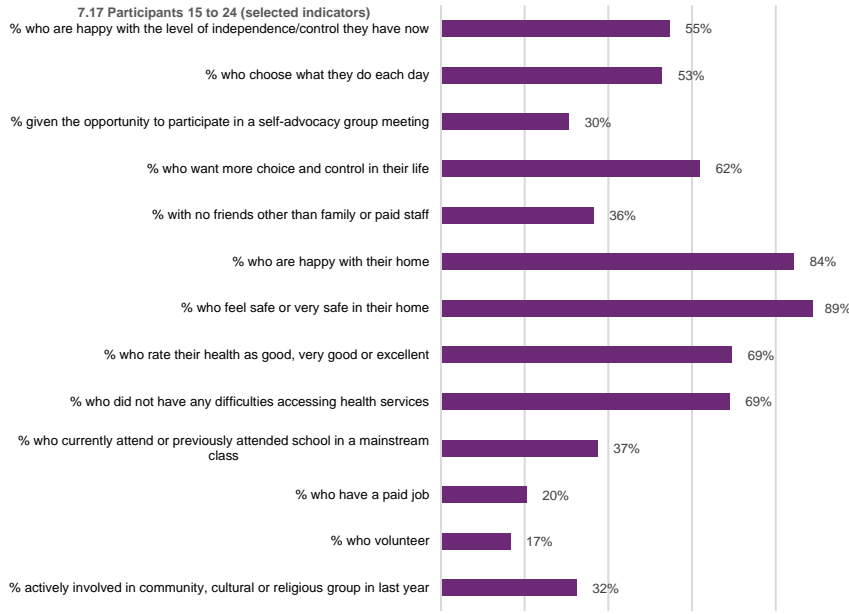


7.16 Total annualised committed support for active participants with an approved plan by support category for age 7 to 14 yrs



Age group: age 15 to end of age 24

Baseline outcomes - participants



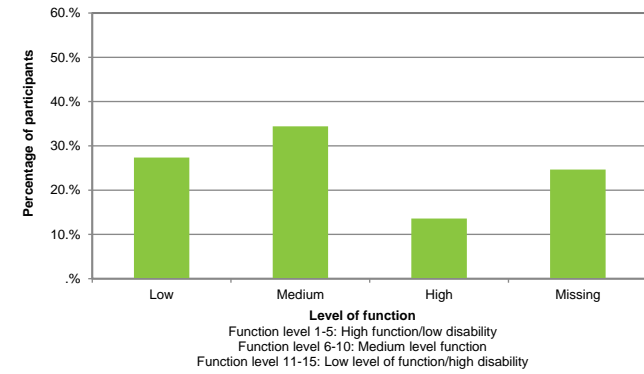
7.18 Description of key participant outcome domains

The adult framework consists of 8 participant domains:

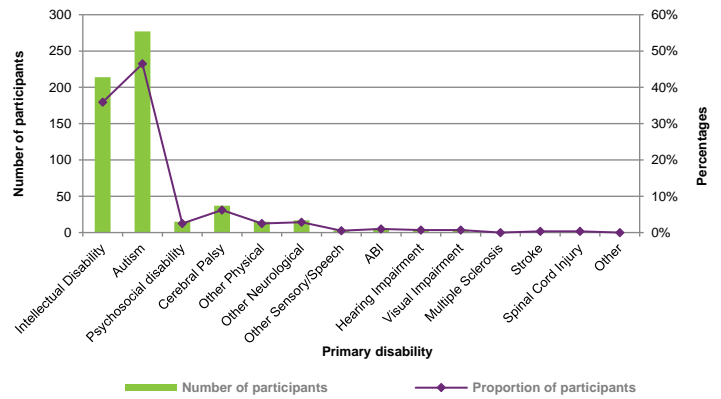
1. Choice and control
2. Daily living activities
3. Relationships
4. Home
5. Health and wellbeing
6. Lifelong learning
7. Work
8. Social, community and civic participation

Participant Characteristics

7.19 Distribution of active participants with an approved plan by level of function for age 15 to 24 yrs

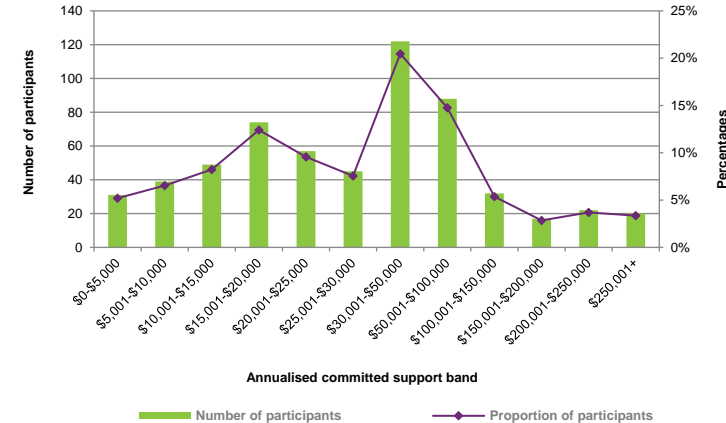


7.20 Distribution of active participants with an approved plan by primary disability for age 15 to 24 yrs

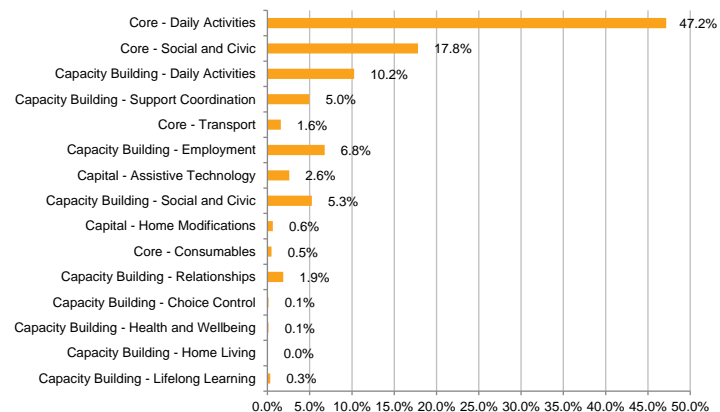


Support packages

7.21 Distribution of active participants with an approved plan by annualised committed support band for age 15 to 24 yrs

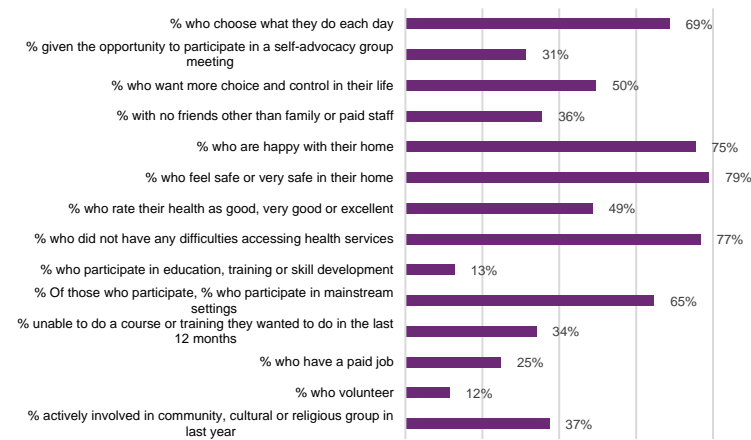


7.22 Total annualised committed support for active participants with an approved plan by support category for age 15 to 24 yrs



Baseline outcomes - participants

7.23 Participants age 25+ (selected indicators)



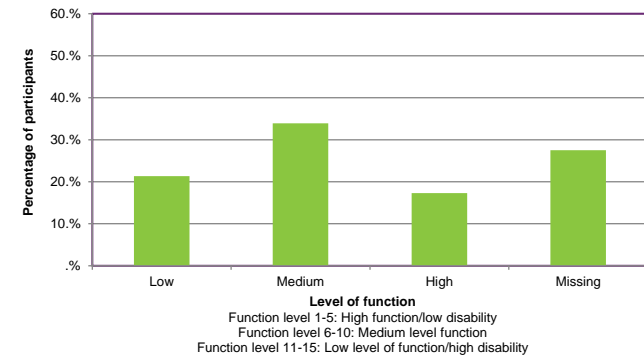
7.24 Description of key participant outcome domains

The adult framework consists of 8 participant domains:

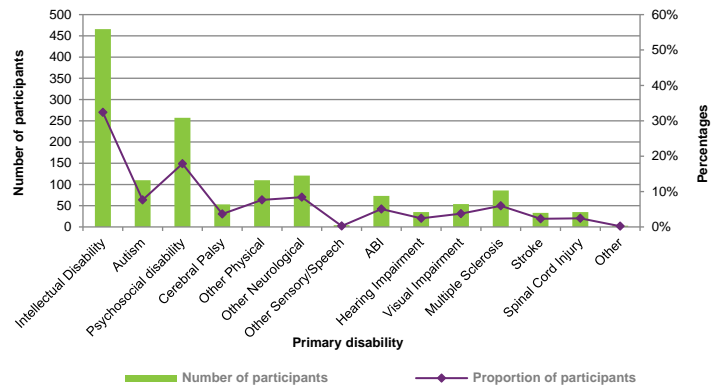
1. Choice and control
2. Daily activities
3. Relationships
4. Home
5. Health and wellbeing
6. Lifelong learning
7. Work
8. Social, community and civic participation

Participant Characteristics

7.25 Distribution of active participants with an approved plan by level of function for age 25+ yrs

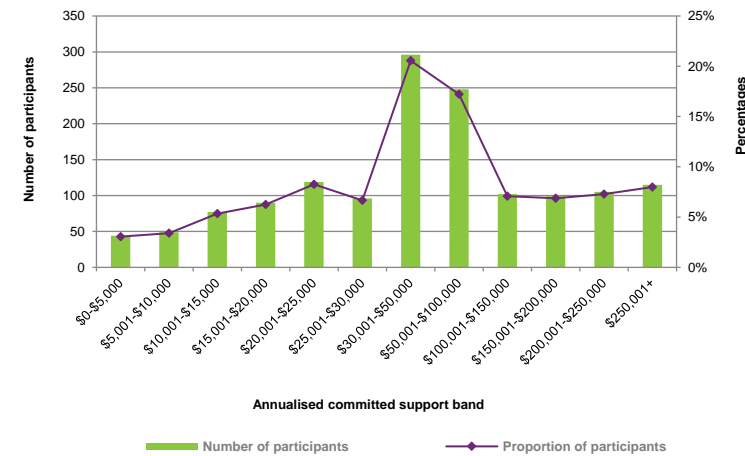


7.26 Distribution of active participants with an approved plan by primary disability for age 25+ yrs



Support packages

7.27 Distribution of active participants with an approved plan by annualised committed support band for age 25+



7.28 Total annualised committed support for active participants with an approved plan by support category for age 25+

