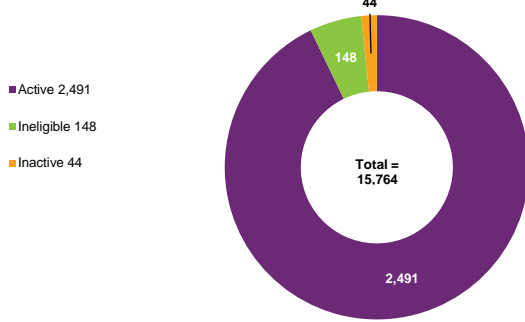
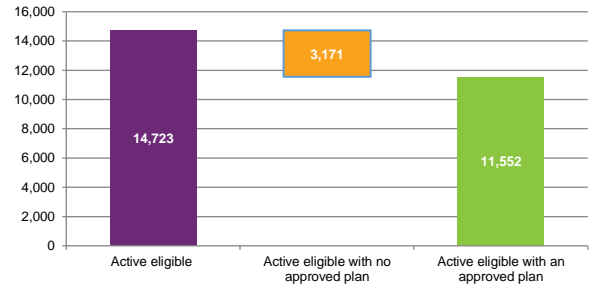


1. Eligibility

1.1 Access decisions: number of people eligible and ineligible

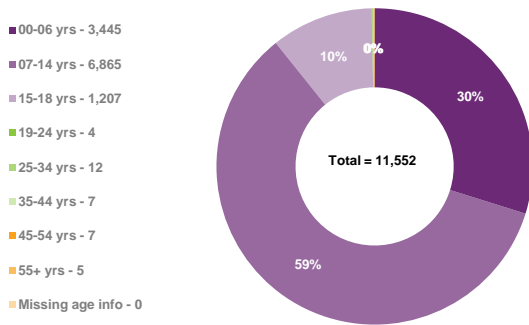


1.2 Active eligible participants and plan approvals

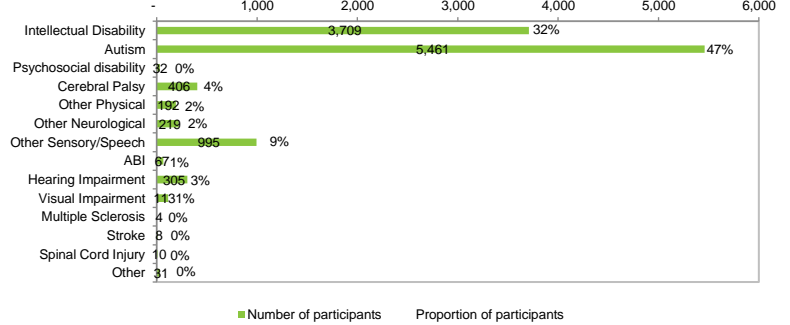


2. Participant characteristics

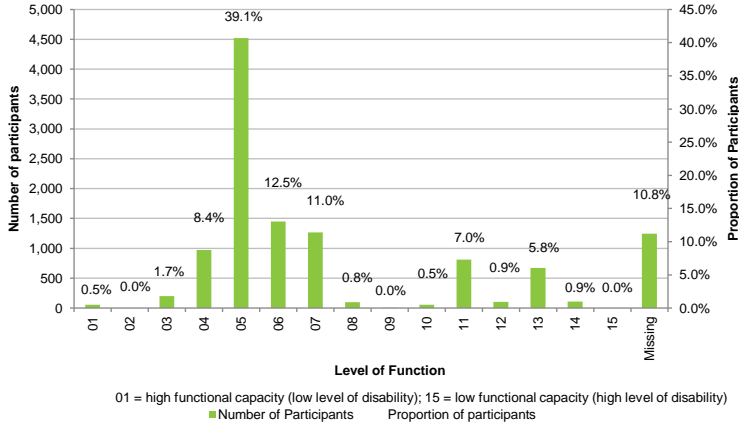
2.1 Age profile of active participants with an approved plan (no. of participants)



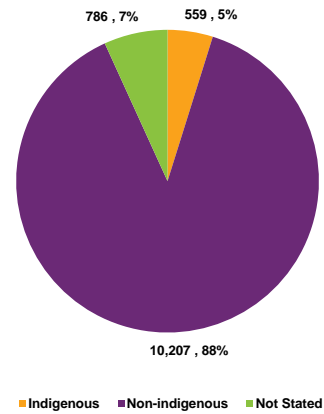
2.2 Primary disability of active participants with an approved plan



2.3 The level of function of active participants with an approved plan

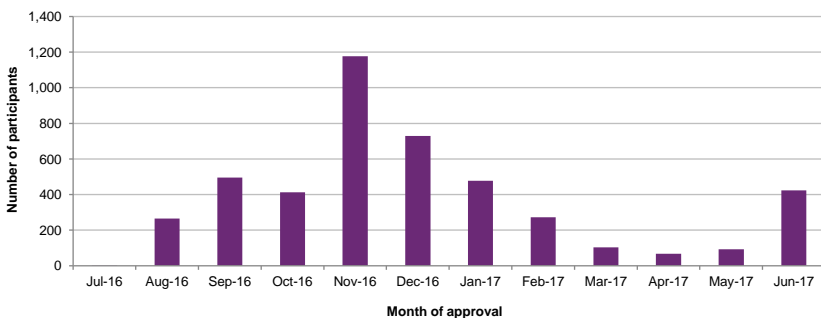


2.4 Indigenous status of active participants with an approved plan



3. Plan Approvals

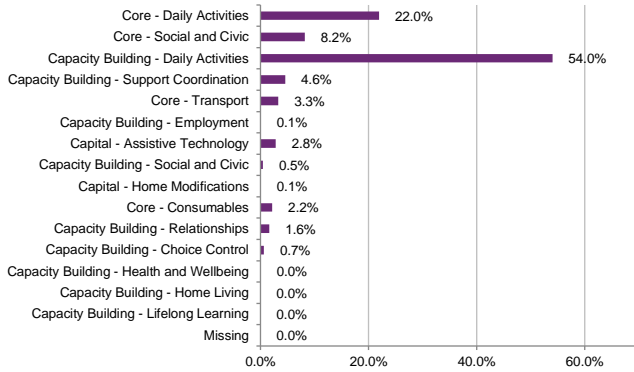
3.1 Month of first plan approval for new participants



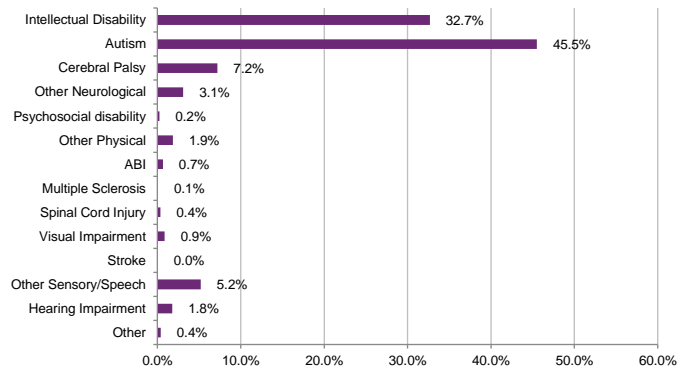
4. Total annualised committed support – most recent approved plans

\$0.2b have been committed to 11,552 participants with an approved plan in their most recent plan.

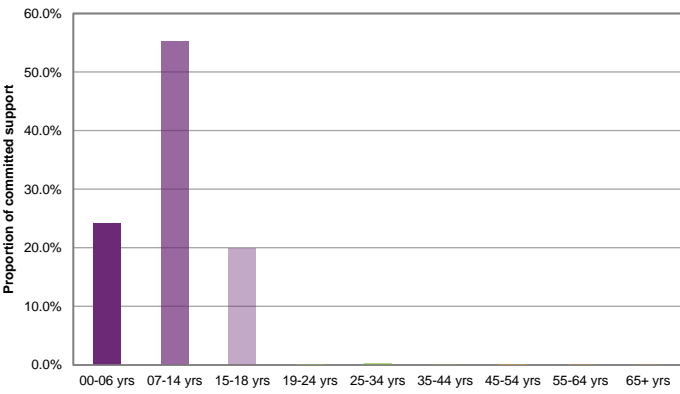
4.1 Total annualised committed support for active participants with an approved plan by support category (%)



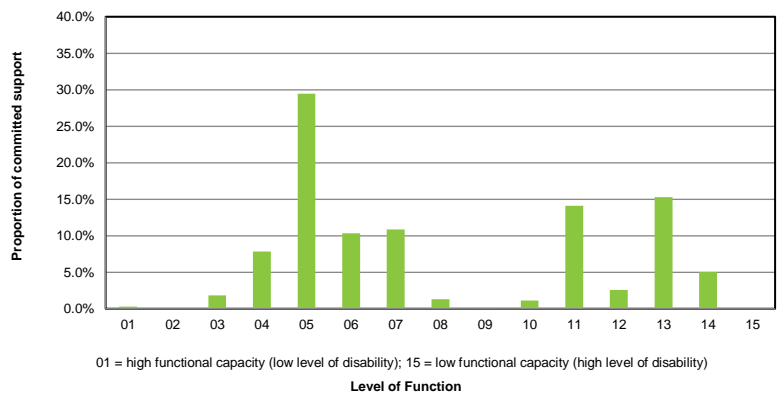
4.2 Total annualised committed support for active participants with an approved plan by primary disability (%)



4.3 Total annualised committed support for active participants with an approved plan by age group (%)

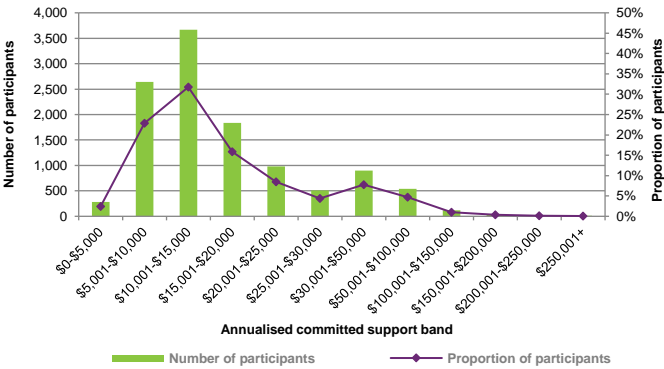


4.4 Total annualised committed support for active participants with an approved plan by level of function (%)

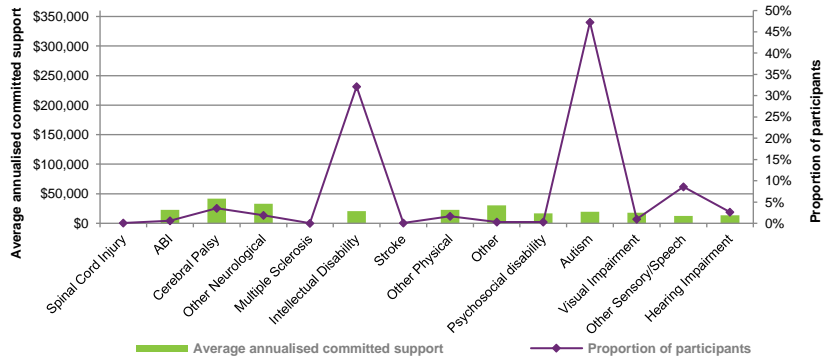


5. Average annualised committed support - most recent approved plans

5.1 Distribution of active participants with an approved plan by annualised committed support band



5.2 Average annualised committed support for active participants with an approved plan by primary disability (\$)

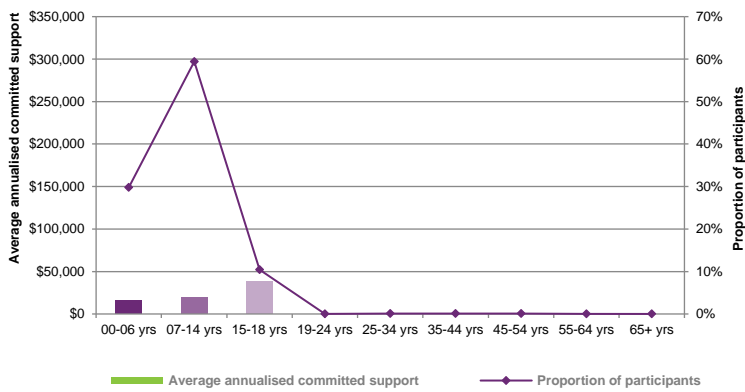




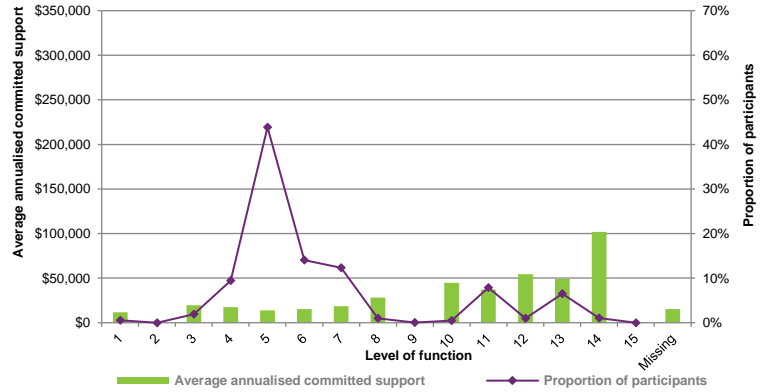
SA Public Dashboard

30 June 2017

5.3 Average annualised committed support for active participants with an approved plan by age group (\$)



5.4 Average annualised committed support for active participants with an approved plan by level of function (\$)



01 = high functional capacity (low level of disability); 15 = low functional capacity (high level of disability)

6. Providers

6.1 Registered providers as at 30th of June 2017 by entity type



Table 6.2 Registered providers as at 30th of June 2017 by registration group

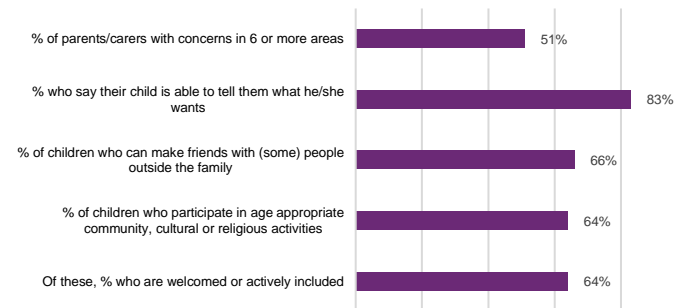
Registration Group	# Providers	Registration Group	# Providers
Therapeutic Supports	453	Assistive Prod-Household Task	114
Household Tasks	153	Plan Management	46
Assist-Travel/Transport	173	Daily Tasks/Shared Living	69
Early Childhood Supports	357	Assistive Equip-Recreation	135
Participate Community	116	Community Nursing Care	65
Assist Prod-Pers Care/Safety	241	Comms & Info Equipment	109
Development-Life Skills	115	Custom Prosthetics	103
Assist-Life Stage, Transition	89	Assist Access/Maintain Employ	65
Home Modification	105	Specialised Driver Training	42
Behaviour Support	159	Interpret/Translate	41
Assist Personal Activities	88	Hearing Equipment	67
Personal Mobility Equipment	208	Vision Equipment	45
Personal Activities High	94	Specialised Disability Accommodation	28
Group/Centre Activities	88	Spec Support Employ	17
Ex Phys Pers Training	91	Specialised Hearing Services	22
Accommodation/Tenancy	92	Vehicle modifications	30
Innov Community Participation	111	Hearing Services	9
Support Coordination	89	Assistance Animals	5

7. Participants and carers outcomes and support packages by participant age group

Age group: birth to end of age 6

Baseline outcomes - participants

7.1 Participants 0 to before school



7.2 Description of key participant outcome domains

Outcome statements for children aged 0-6 years (or school entry):

1. Children gain functional, developmental and coping skills that are appropriate to their ability and circumstances / specialist services
2. Children show evidence of self-determination in their everyday lives
3. Children participate meaningfully in family life
4. Children participate meaningfully in community life

Baseline outcomes - family

7.3 Family/carers of participants 0 to 14 (selected indicators)



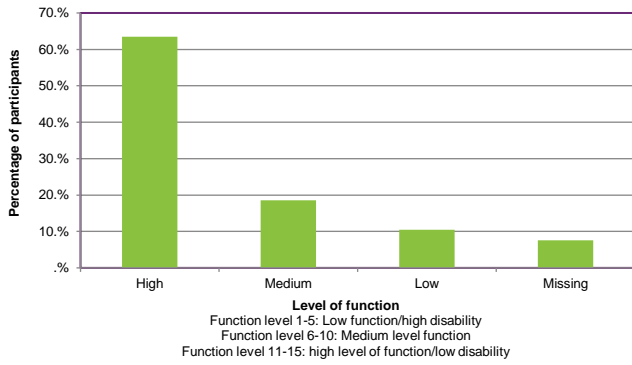
7.4 Description of key carer outcome domains

Outcome statements for families / carers of children with disability aged 0-6 years:

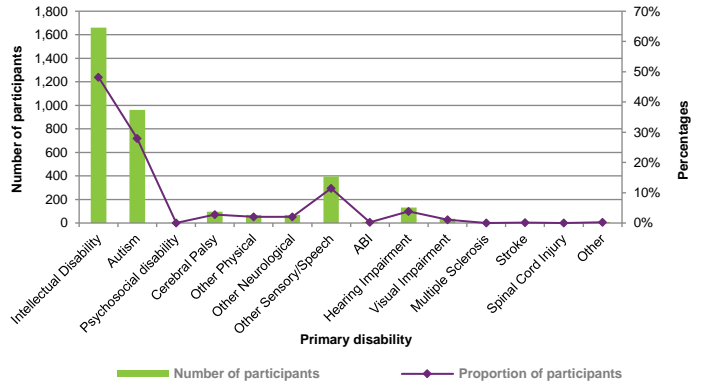
1. Families know their rights and advocate effectively for their children
2. Families feel supported
3. Families are able to gain access to desired services, programs, and activities in their community
4. Families help their children develop and learn
5. Families enjoy health and wellbeing

Participant Characteristics

7.5 Distribution of active participants with an approved plan by level of function for age 0 - 6 yrs

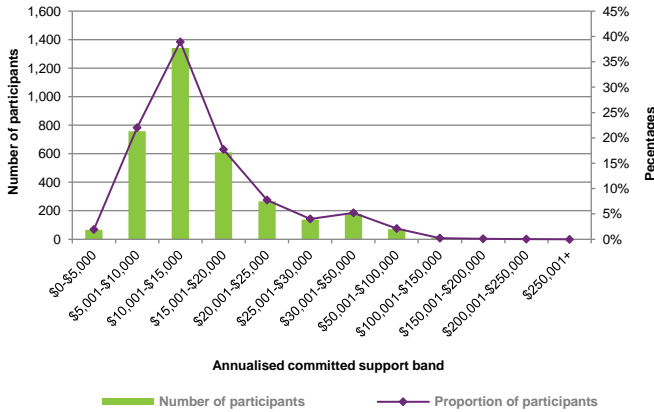


7.6 Distribution of active participants with an approved plan by primary disability for age 0 - 6 yrs

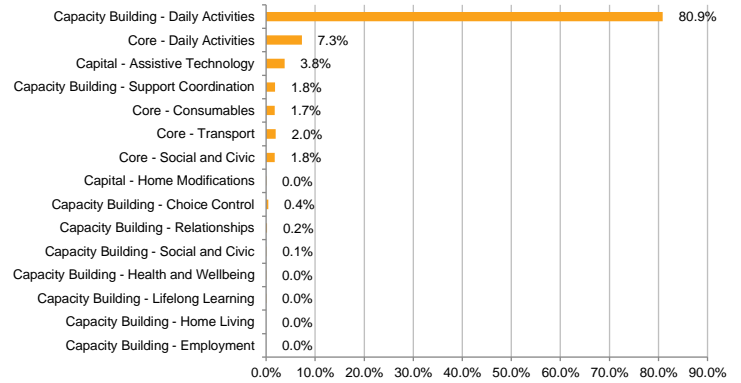


Support package

7.7 Distribution of active participants with an approved plan by annualised committed support band for age 0 - 6 yrs



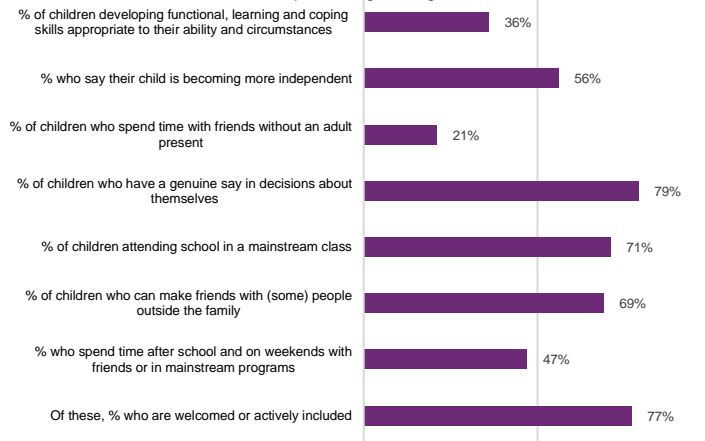
7.8 Total annualised committed support for active participants with an approved plan by support category for age 0-6 yrs



Age group: age 7 to end of age 14

Baseline outcomes - participants

7.9 Participants starting school age 7 to 14



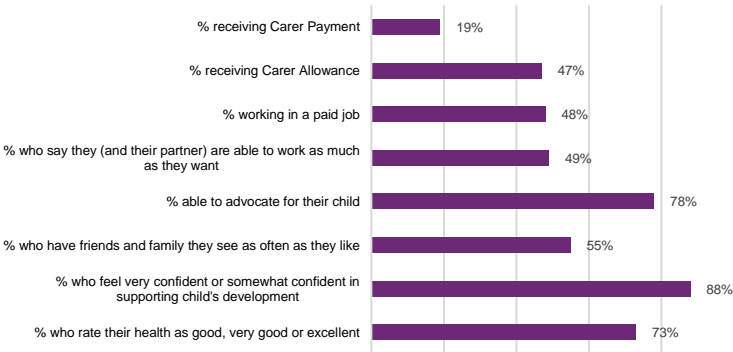
7.10 Description of key participant outcome domains

Outcome statements for children aged 6 (or school entry) -15 years:

1. Children gain functional, developmental and coping skills that are appropriate to their ability and circumstances / specialist services
2. Children show evidence of self-determination in their everyday lives
3. Children participate meaningfully in family life
4. Children participate meaningfully in community life

Baseline outcomes - family

7.11 Family/carers of participants starting school age 0 to 14



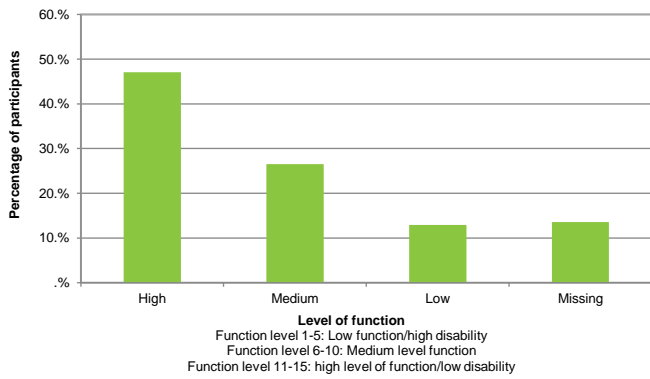
7.12 Description of key carer outcome domains

Outcome statements for families / carers of children with disability aged 6-15 years:

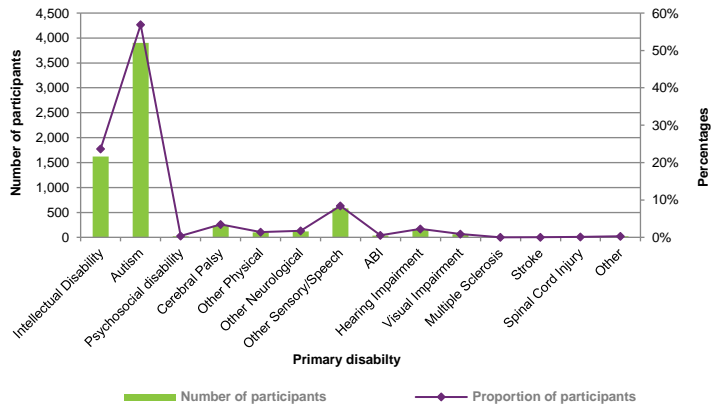
1. Families know their rights and advocate effectively for their children
2. Families feel supported
3. Families are able to gain access to desired services, programs, and activities in their community
4. Families help their children develop and learn
5. Families enjoy health and wellbeing

Participant Characteristics

7.13 Distribution of active participants with an approved plan by level of function for age 7 to 14 yrs

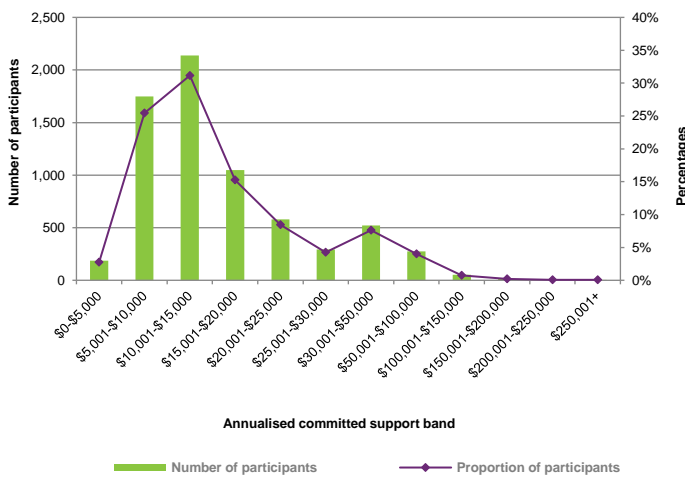


7.14 Distribution of active participants with an approved plan by primary disability for age 7 to 14 yrs

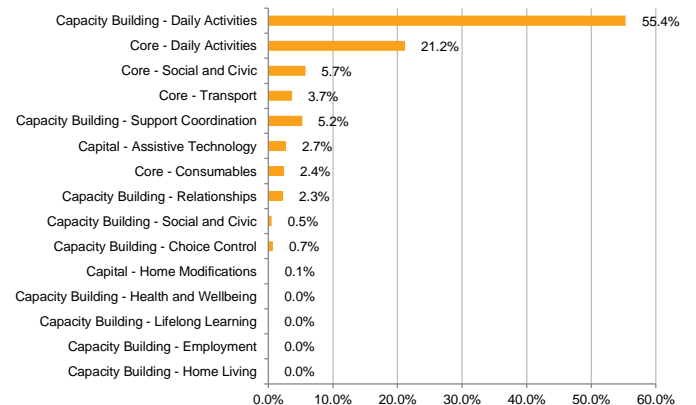


Support packages

7.15 Distribution of active participants with an approved plan by annualised committed support band for age 7 to 14 yrs



7.16 Total annualised committed support for active participants with an approved plan by support category for age 7 to 14 yrs



Baseline outcomes - participants

7.17 Participants 15 to 24 (selected indicators)



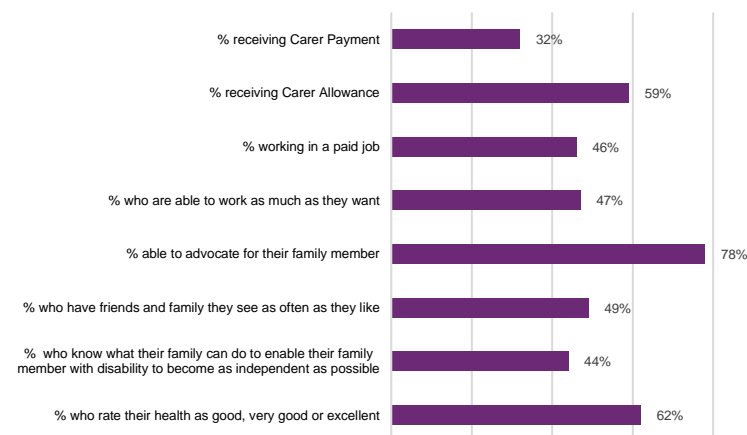
7.18 Description of key participant outcome domains

The adult framework consists of 8 participant domains:

1. Choice and control
2. Daily living activities
3. Relationships
4. Home
5. Health and wellbeing
6. Lifelong learning
7. Work
8. Social, community and civic participation

Baseline outcomes - family

7.19 Family/carers of participants 15 to 24



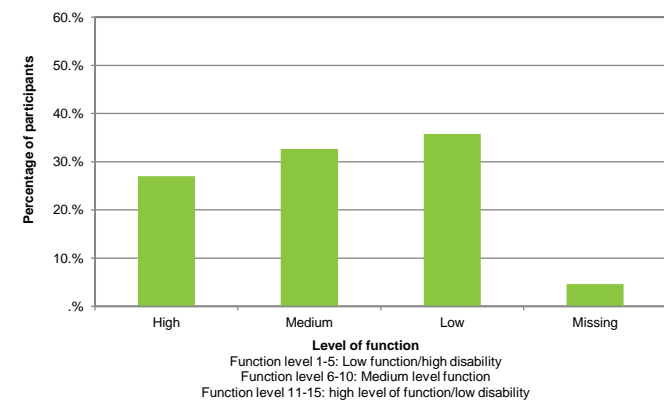
7.20 Description of key carer outcome domains

Outcome statements for families / carers of participants aged 15-24 years:

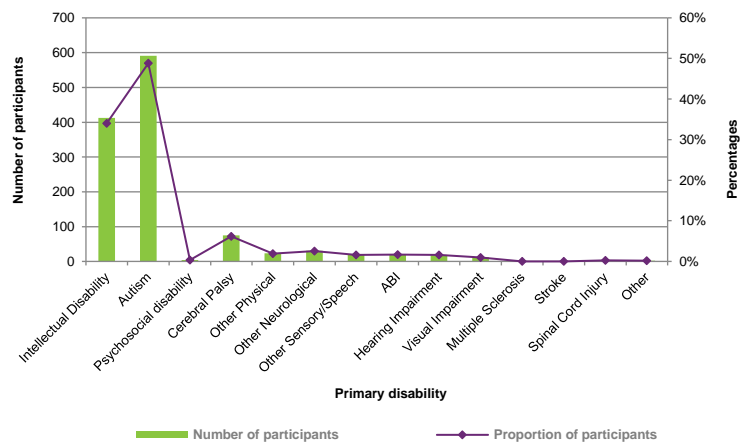
1. Families know their rights and advocate effectively for their young person with disability
2. Families have the support they need to care
3. Families are able to gain access to desired services, programs, and activities in their community
4. Families help their young person become independent
5. Families enjoy health and wellbeing

Participant Characteristics

7.21 Distribution of active participants with an approved plan by level of function for age 15 to 24 yrs

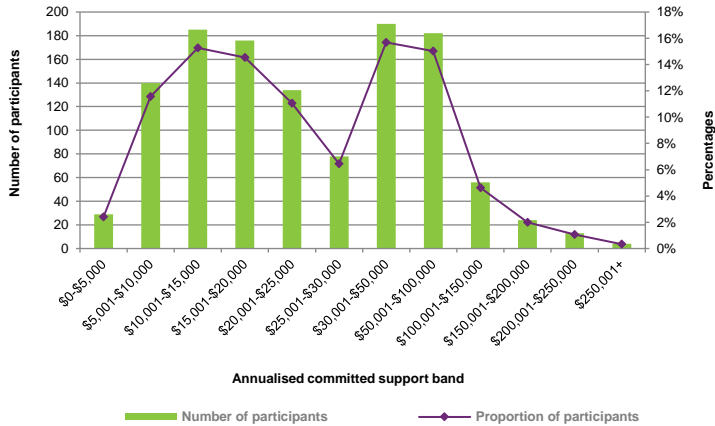


7.22 Distribution of active participants with an approved plan by primary disability for age 15 to 24 yrs

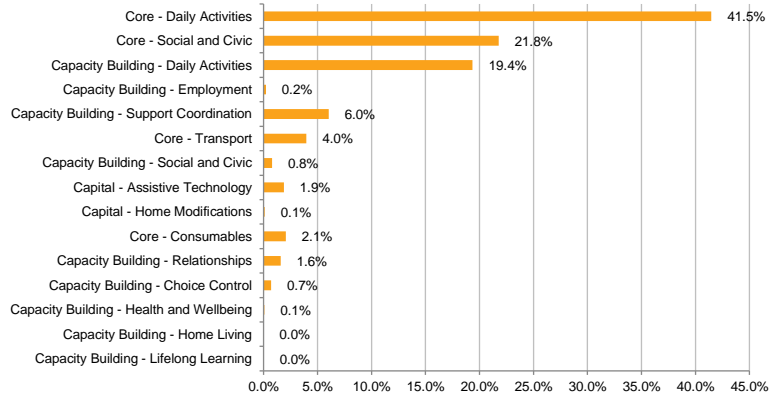


Support packages

7.23 Distribution of active participants with an approved plan by annualised committed support band for age 15 to 24 yrs



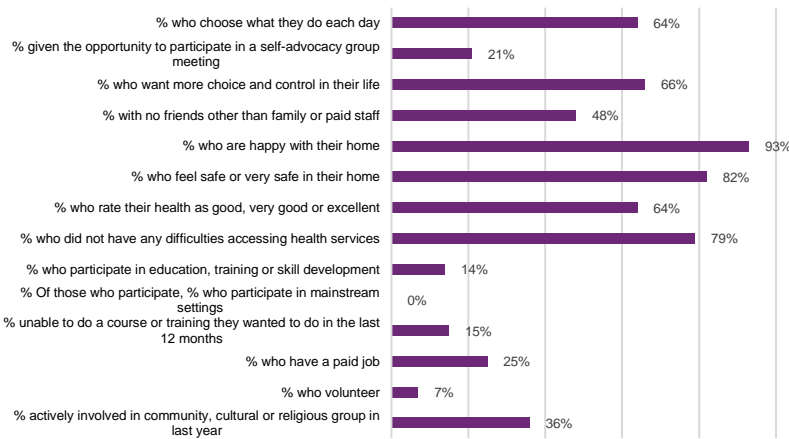
7.24 Total annualised committed support for active participants with an approved plan by support category for age 15 to 24 yrs



Age group: age 25+

Baseline outcomes - participants

7.25 Participants age 25+ (selected indicators)



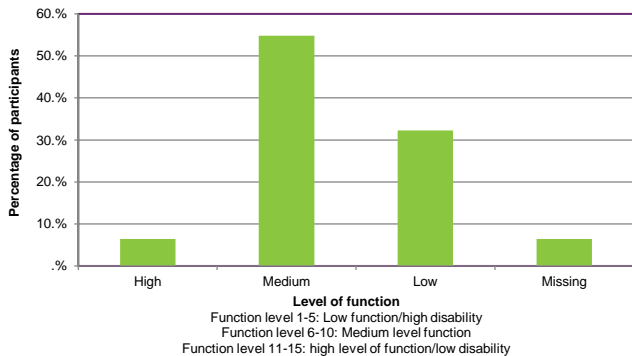
7.26 Description of key participant outcome domains

The adult framework consists of 8 participant domains:

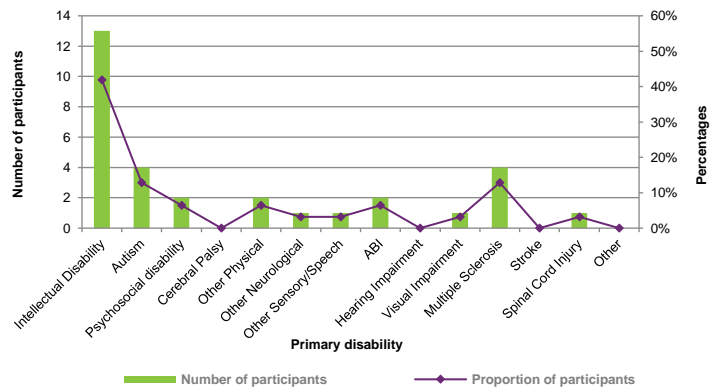
1. Choice and control
2. Daily activities
3. Relationships
4. Home
5. Health and wellbeing
6. Lifelong learning
7. Work
8. Social, community and civic participation

Participant Characteristics

7.27 Distribution of active participants with an approved plan by level of function for age 25+ yrs

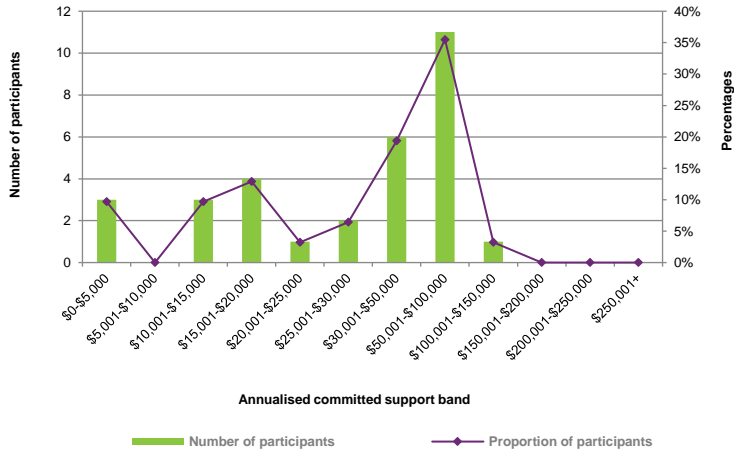


7.28 Distribution of active participants with an approved plan by primary disability for age 25+ yrs



Support packages

7.29 Distribution of active participants with an approved plan by annualised committed support band for age 25+



7.30 Total annualised committed support for active participants with an approved plan by support category for age 25+

