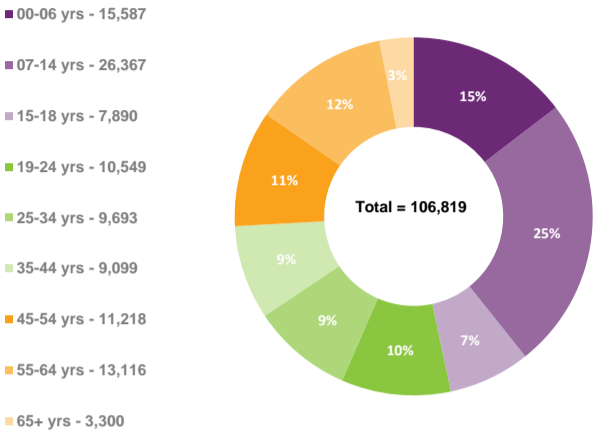
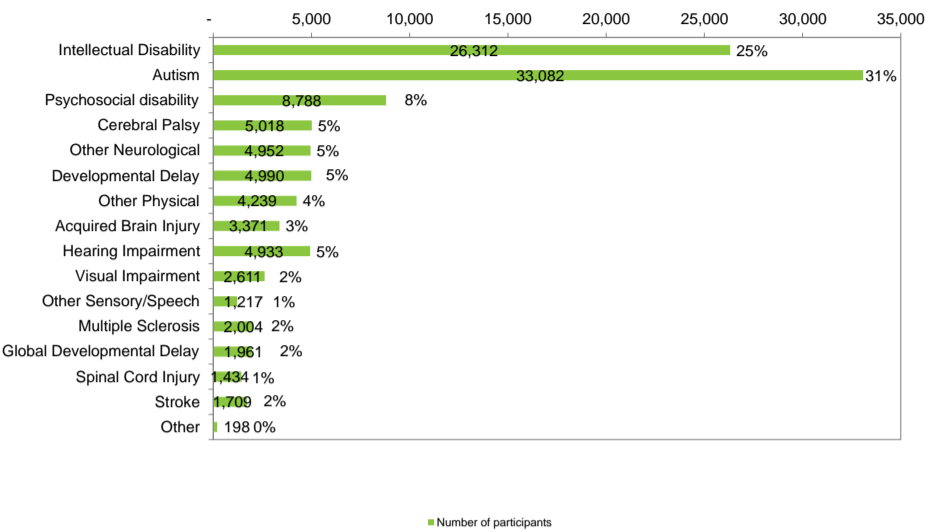


1. Participant characteristics

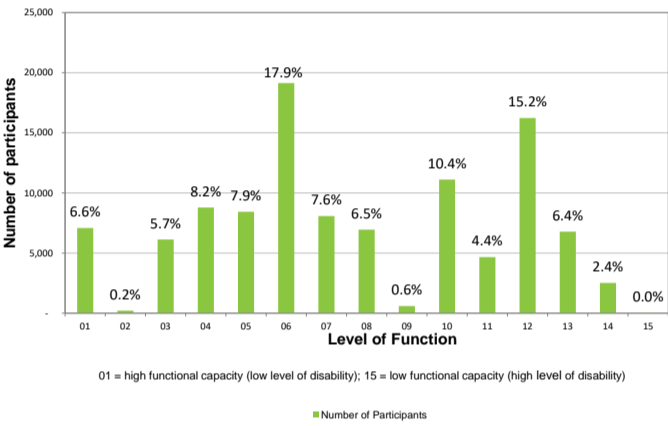
1.1 Age profile of active participants with an approved plan (no. of participants)



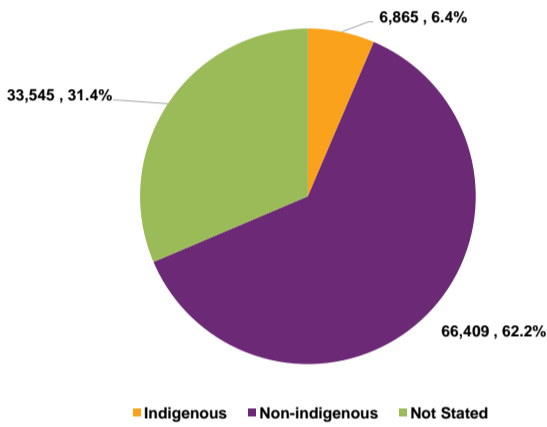
1.2 Primary disability of active participants with an approved plan



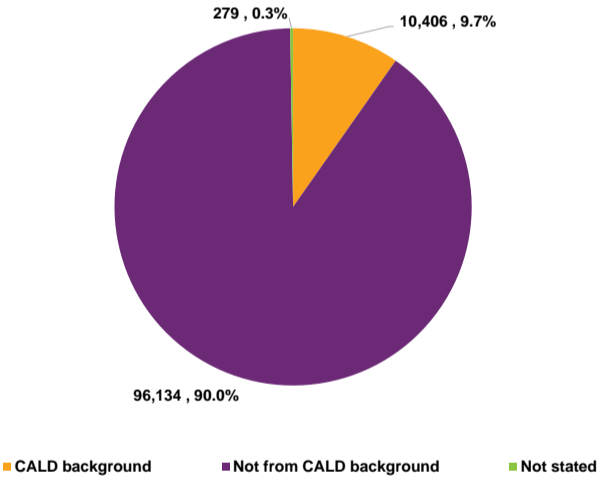
1.3 The level of function of active participants with an approved plan



1.4 Indigenous status of active participants with an approved plan

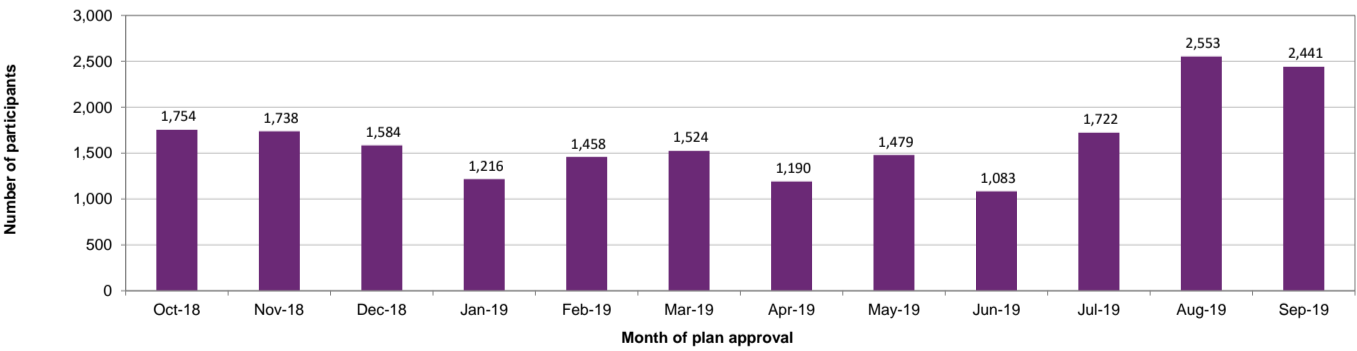


1.5 Culturally and Linguistically Diverse (CALD) status of active participants with an approved plan



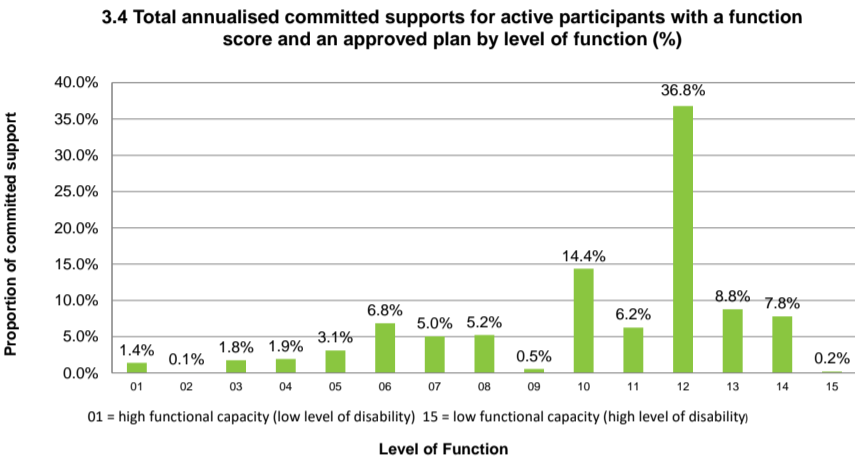
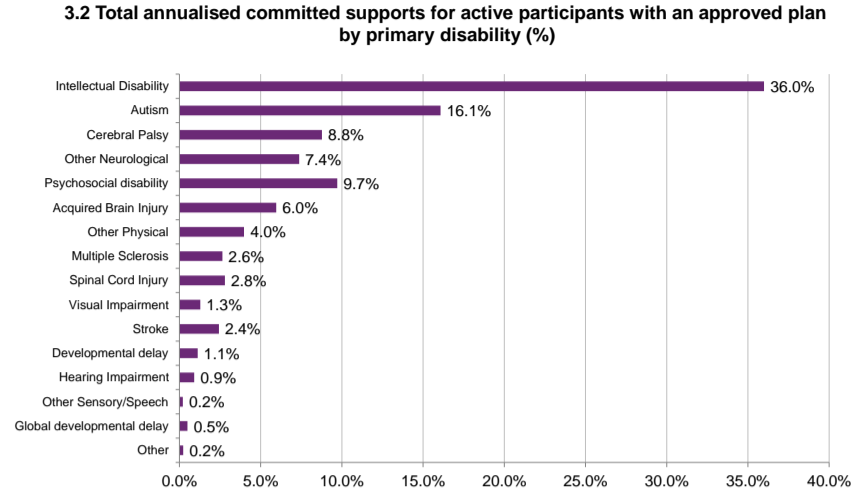
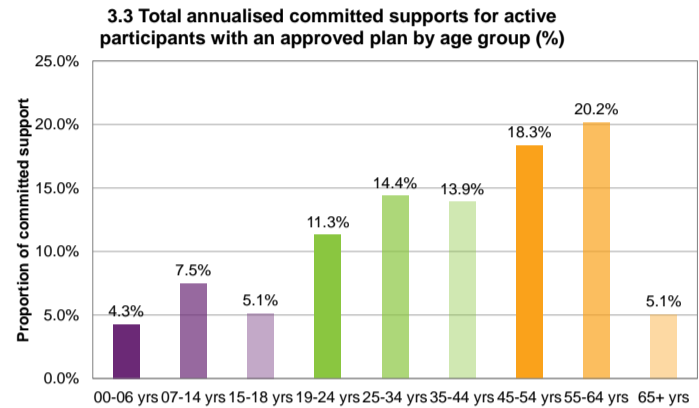
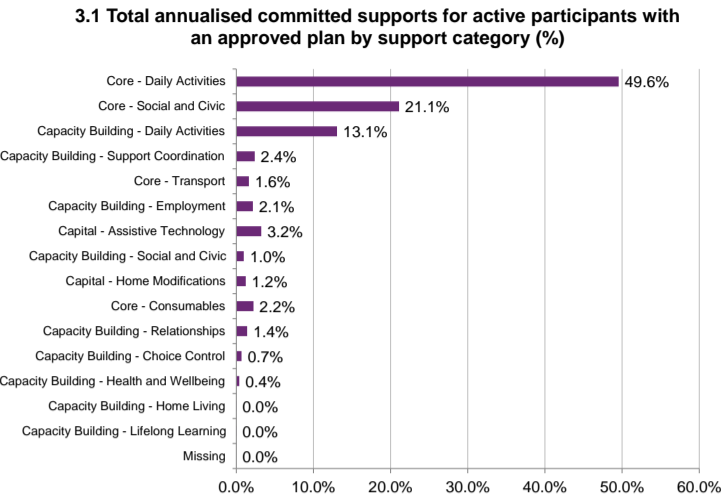
2. Active plan approvals

2.1 Number of active participants by month of plan approval

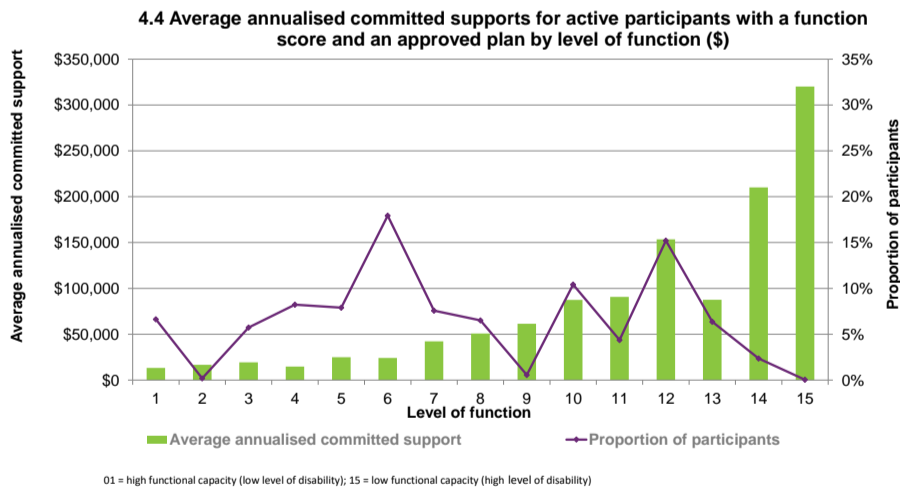
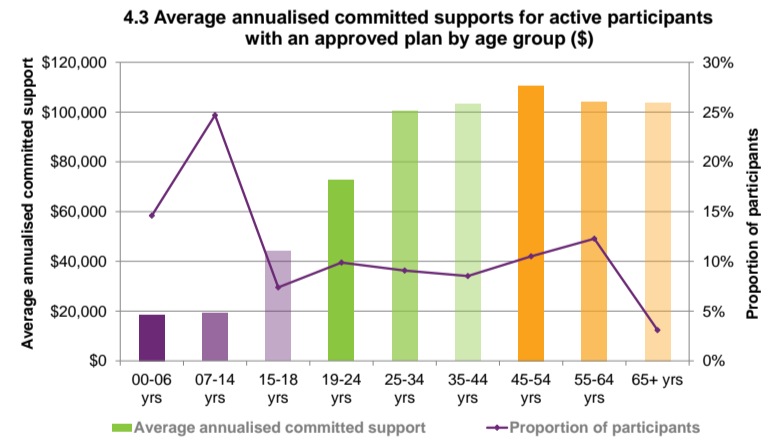
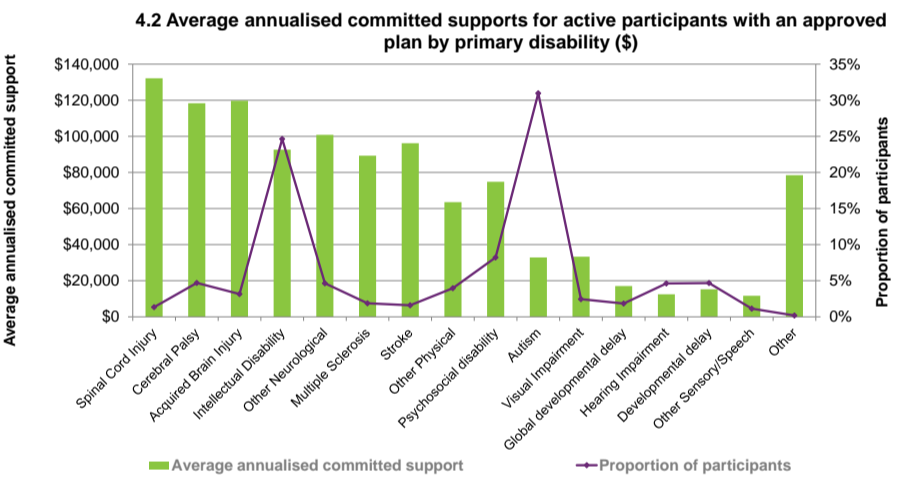
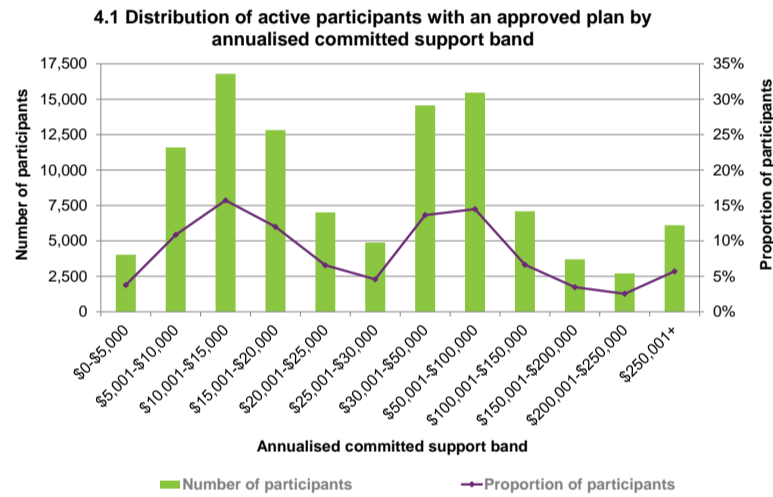


3. Total annualised committed supports - most recent approved plans

\$6.8bn is included in the current plans of the 106,819 active participants.



4. Average annualised committed supports - most recent approved plans



5. Providers

5.1 Active providers as at 30 September 2019 by entity type

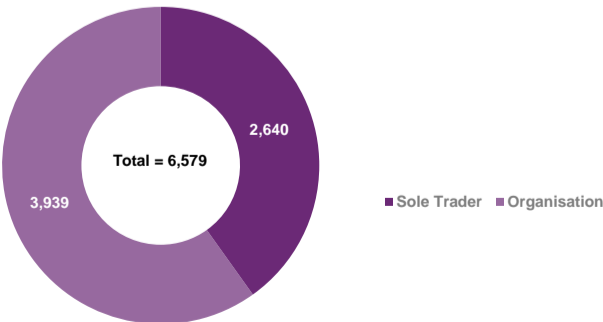


Table 5.2 Active providers as at 30 September 2019 by registration group

Registration Group	# Providers	Registration Group	# Providers
Therapeutic Supports	3,583	Community Nursing Care	322
Household Tasks	1,620	Personal Activities High	823
Assist-Travel/Transport	673	Assistive Equip-Recreation	209
Innov Community Participation	299	Daily Tasks/Shared Living	582
Assist Prod-Pers Care/Safety	1,137	Plan Management	566
Early Childhood Supports	1,065	Comms & Info Equipment	283
Participate Community	1,148	Custom Prosthetics	517
Home Modification	342	Interpret/Translate	143
Assist-Life Stage, Transition	976	Specialised Disability Accommodation	104
Development-Life Skills	839	Assist Access/Maintain Employ	315
Assist Personal Activities	1,037	Vision Equipment	152
Ex Phys Pers Training	677	Specialised Driver Training	182
Personal Mobility Equipment	605	Hearing Equipment	151
Accommodation/Tenancy	214	Vehicle modifications	146
Assistive Prod-Household Task	216	Spec Support Employ	232
Support Coordination	261	Specialised Hearing Services	66
Group/Centre Activities	732	Hearing Services	35
Behaviour Support	532	Assistance Animals	80

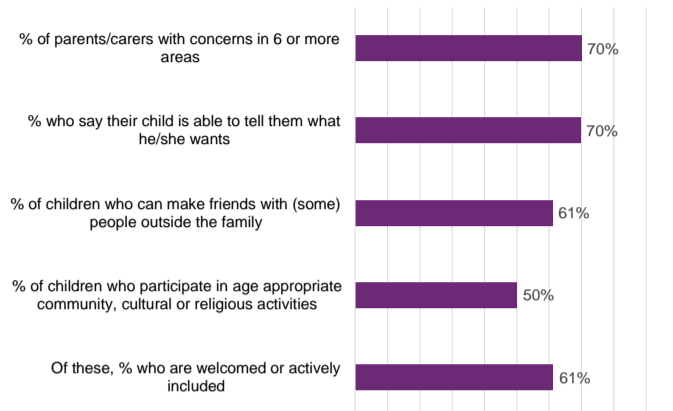
6. Participants and carers outcomes and support packages by participant age group

Baseline measures (i.e. on scheme entry) are collected on participants from the short-form outcomes framework (SFOF) questionnaires during the transition period. Active participants with an initial plan approved during the period 1 July 2016 to 30 September 2019 are included.

Age group: birth to age 6

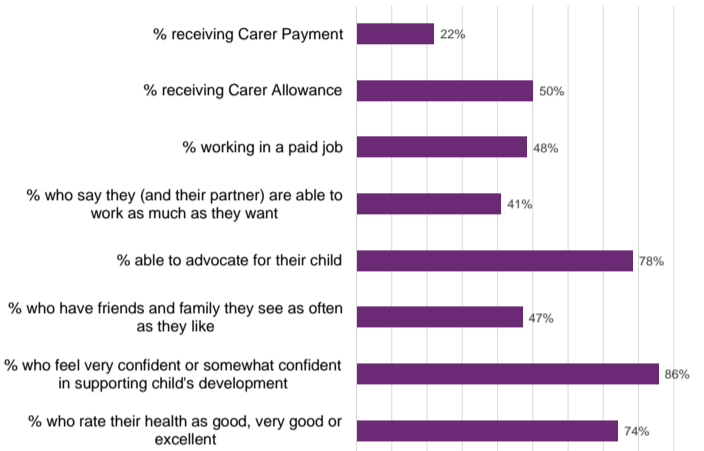
Baseline outcomes - participants

6.1 Participants 0 to before school



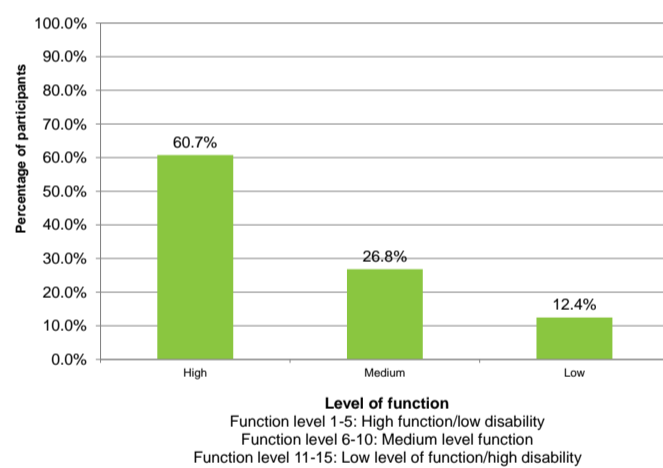
Baseline outcomes - family

6.3 Family/carers of participants 0 to 14 (selected indicators)



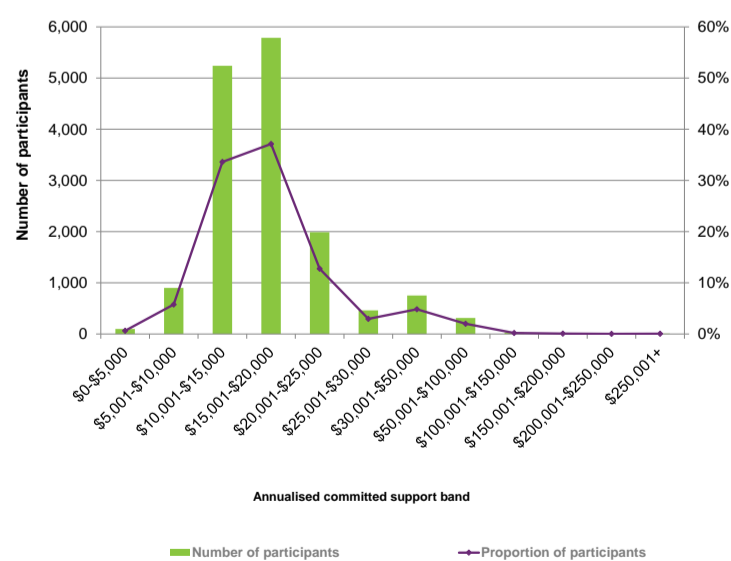
Participant characteristics

6.5 Distribution of active participants with an approved plan by level of function for age 0 - 6 yrs



Support packages

6.7 Distribution of active participants with an approved plan by annualised committed support band for age 0 - 6 yrs



6.2 Description of key participant outcome domains

Outcome statements for children aged 0-6 years (or school entry):

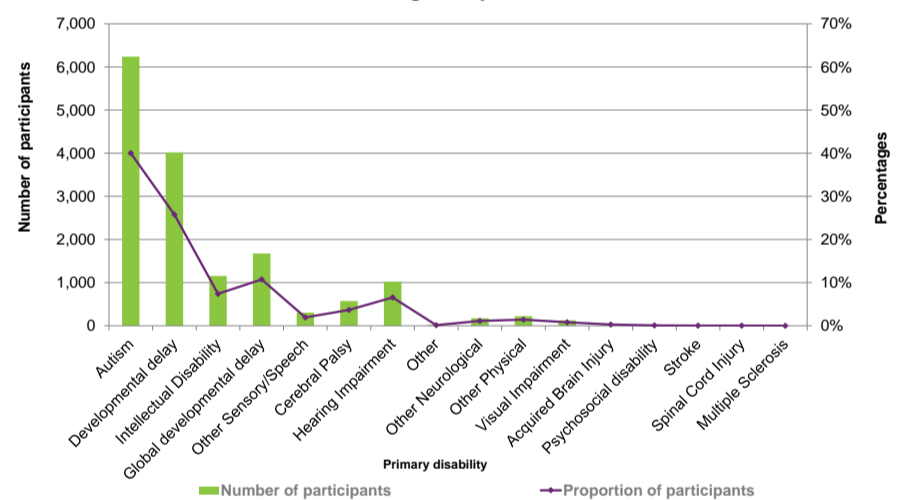
1. Children gain functional, developmental and coping skills that are appropriate to their ability and circumstances / specialist services
2. Children show evidence of self-determination in their everyday lives
3. Children participate meaningfully in family life
4. Children participate meaningfully in community life

6.4 Description of key carer outcome domains

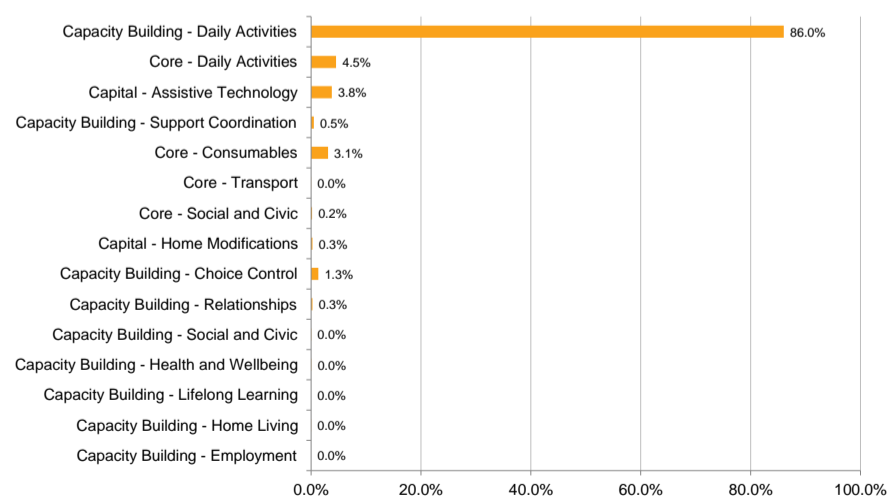
Outcome statements for families / carers of children with disability aged 0-6 years:

1. Families know their rights and advocate effectively for their children
2. Families feel supported
3. Families are able to gain access to desired services, programs, and activities in their community
4. Families help their children develop and learn
5. Families enjoy health and wellbeing

6.6 Distribution of active participants with an approved plan by primary disability for age 0 - 6 yrs



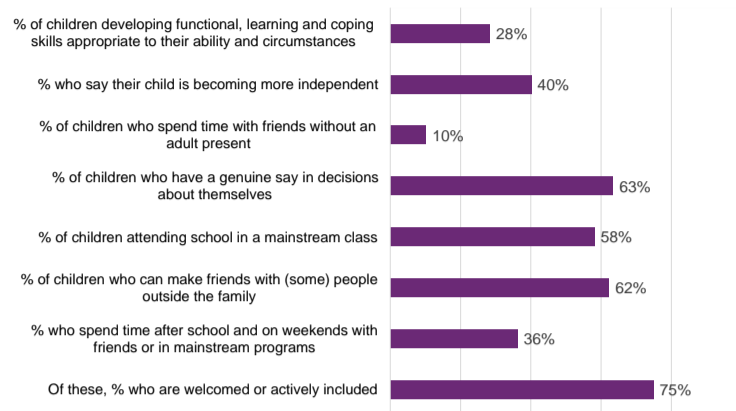
6.8 Total annualised committed supports for active participants with an approved plan by support category for age 0-6 yrs



6. Participants and carers outcomes and support packages by participant age group

Age group: age 7 to age 14
Baseline outcomes - participants

6.9 Participants starting school age 7 to 14



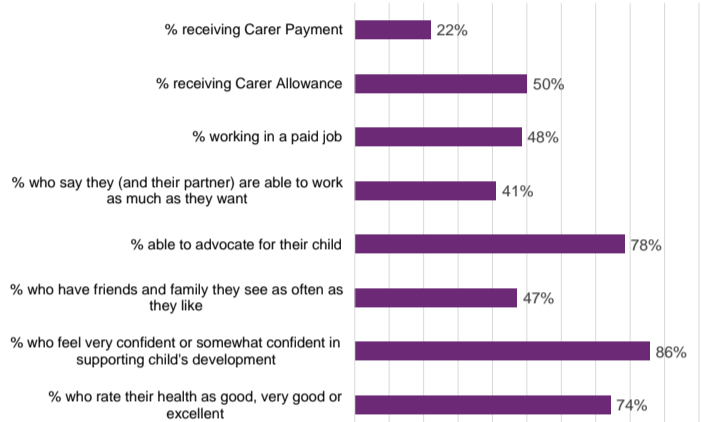
6.10 Description of key participant outcome domains

Outcome statements for children aged 7 (or school entry) - 14 years:

1. Children gain functional, developmental and coping skills that are appropriate to their ability and circumstances / specialist services
2. Children show evidence of self-determination in their everyday lives
3. Children participate meaningfully in family life
4. Children participate meaningfully in community life

Baseline outcomes - family

6.11 Family/carers of participants 0 to 14 (selected indicators)



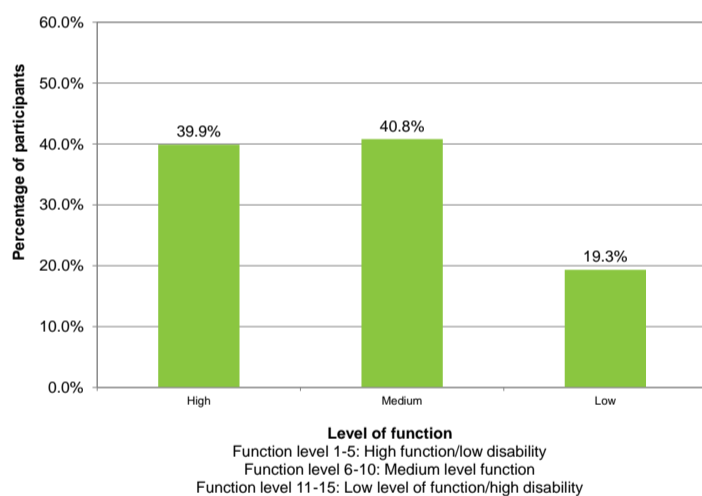
6.12 Description of key carer outcome domains

Outcome statements for families / carers of children with disability aged 7-14 years:

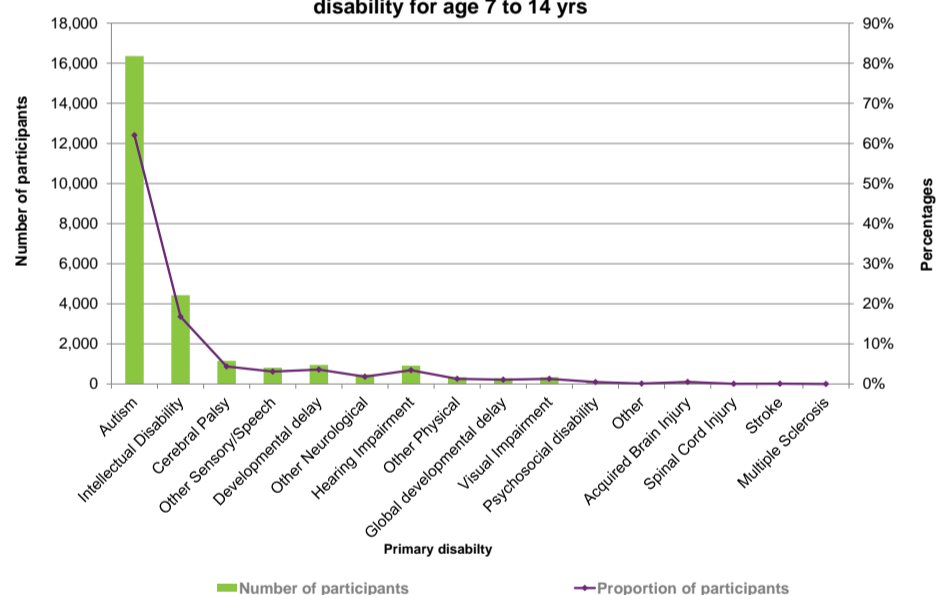
1. Families know their rights and advocate effectively for their children
2. Families feel supported
3. Families are able to gain access to desired services, programs, and activities in their community
4. Families help their children develop and learn
5. Families enjoy health and wellbeing

Participant characteristics

6.13 Distribution of active participants with an approved plan by level of function for age 7 to 14 yrs

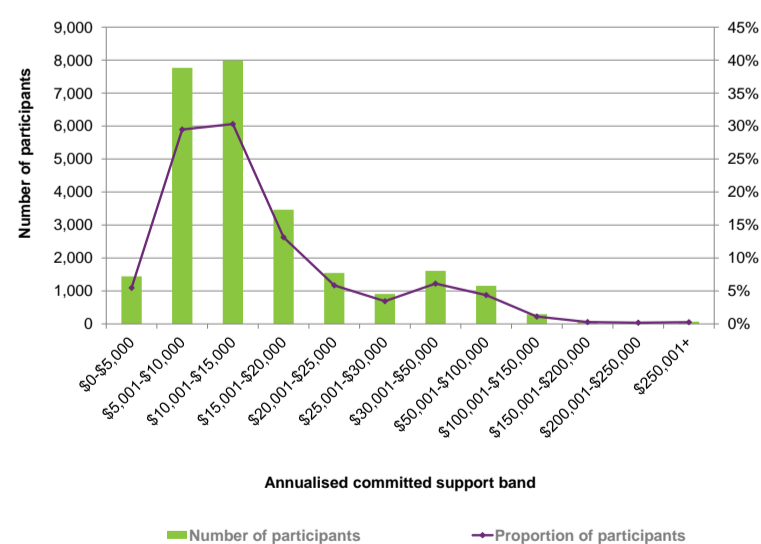


6.14 Distribution of active participants with an approved plan by primary disability for age 7 to 14 yrs

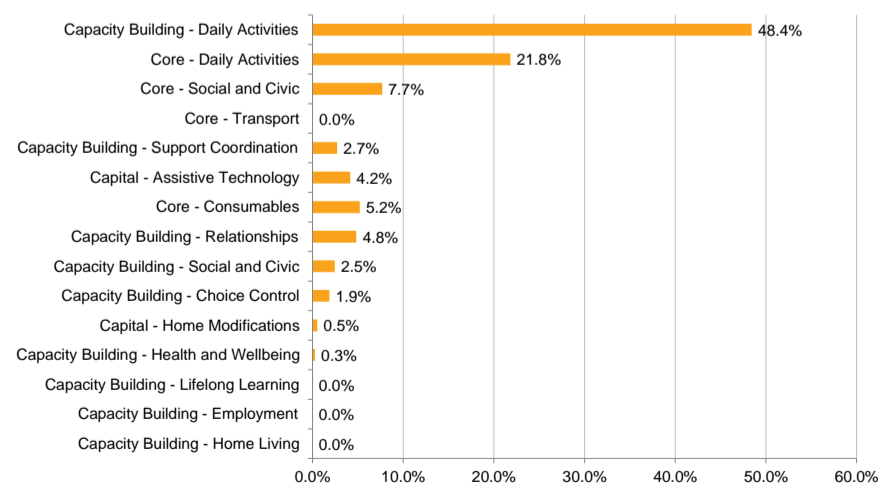


Support packages

6.15 Distribution of active participants with an approved plan by annualised committed support band for age 7 to 14 yrs



6.16 Total annualised committed supports for active participants with an approved plan by support category for age 7 to 14 yrs

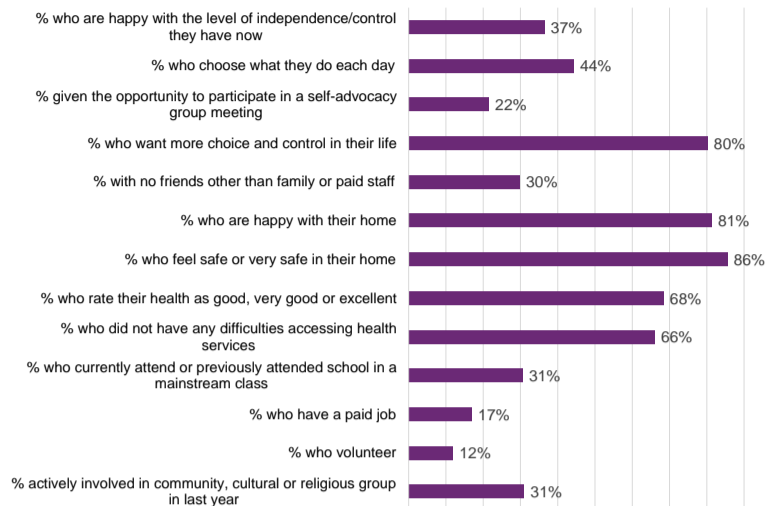


6. Participants and carers outcomes and support packages by participant age group

Age group: age 15 to age 24

Baseline outcomes - participants

6.17 Participants 15 to 24 (selected indicators)



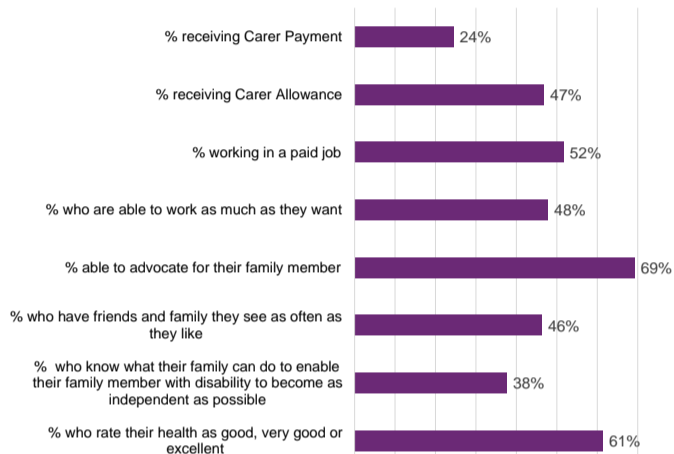
6.18 Description of key participant outcome domains

The adult framework consists of 8 participant domains:

1. Choice and control
2. Daily living activities
3. Relationships
4. Home
5. Health and wellbeing
6. Lifelong learning
7. Work
8. Social, community and civic participation

Baseline outcomes - family

6.19 Family/carers of participants 15 to 24 (selected indicators)



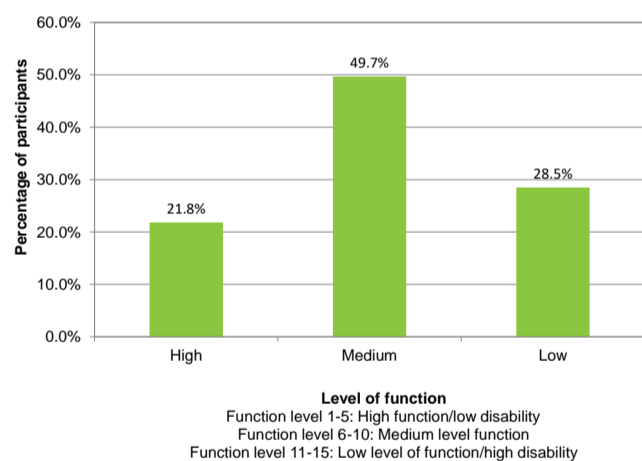
6.20 Description of key carer outcome domains

Outcome statements for families / carers of participants aged 15-24 years:

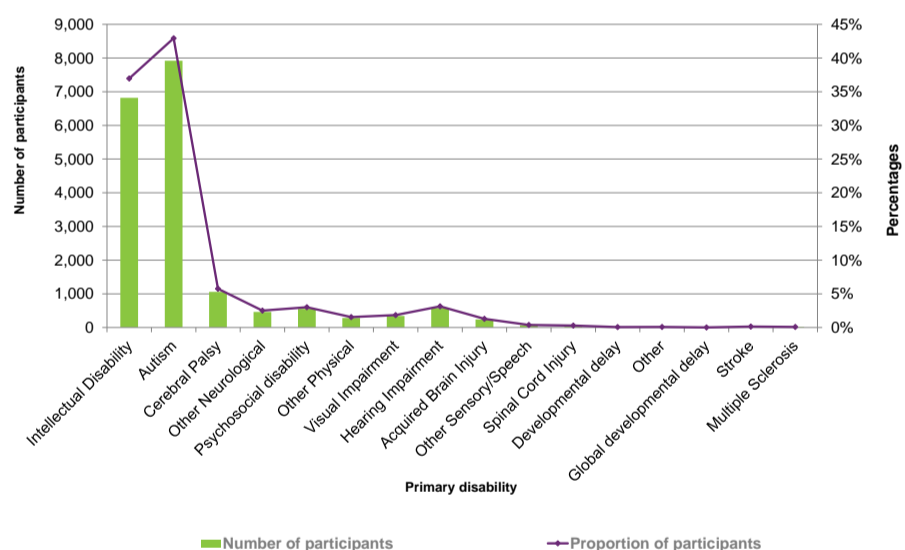
1. Families know their rights and advocate effectively for their young person with disability
2. Families have the support they need to care
3. Families are able to gain access to desired services, programs, and activities in their community
4. Families help their young person become independent
5. Families enjoy health and wellbeing

Participant characteristics

6.21 Distribution of active participants with an approved plan by level of function for age 15 to 24 yrs

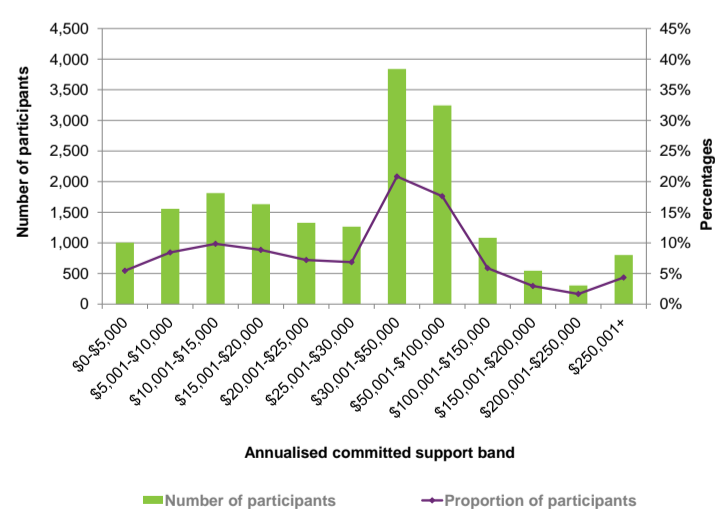


6.22 Distribution of active participants with an approved plan by primary disability for age 15 to 24 yrs

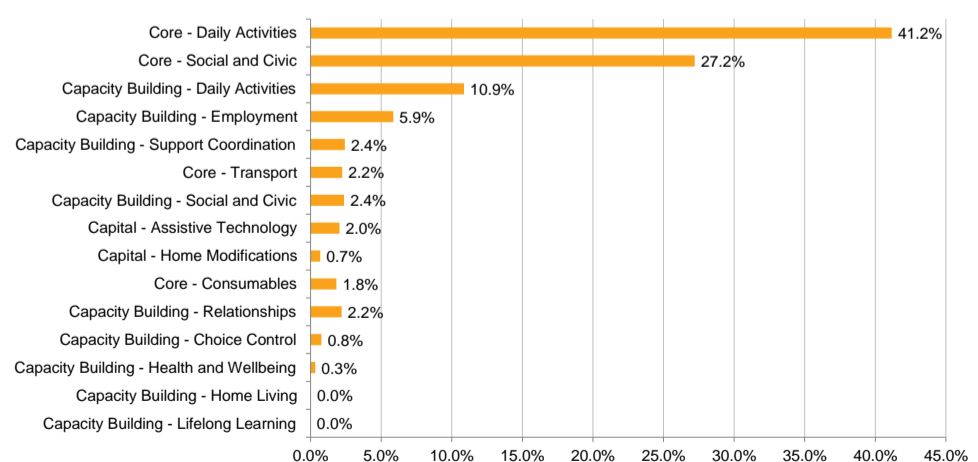


Support packages

6.23 Distribution of active participants with an approved plan by annualised committed support band for age 15 to 24 yrs



6.24 Total annualised committed supports for active participants with an approved plan by support category for age 15 to 24 yrs

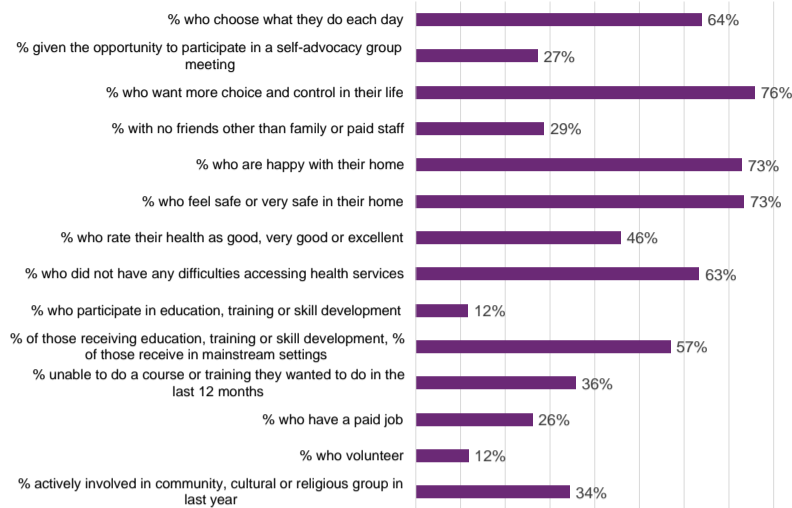


6. Participants and carers outcomes and support packages by participant age group

Age group: age 25+

Baseline outcomes - participants

6.25 Participants age 25+ (selected indicators)



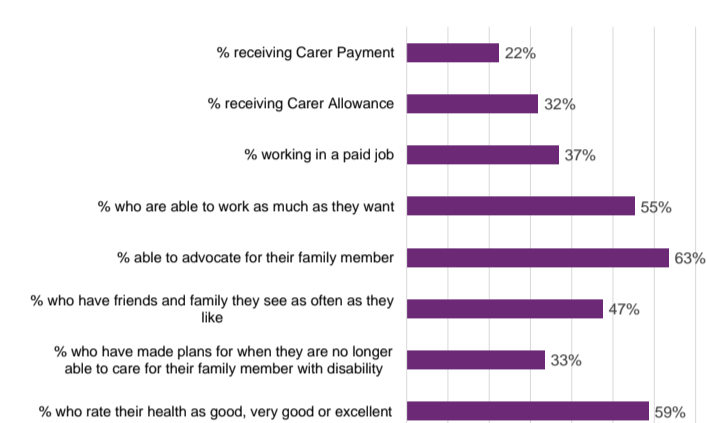
6.26 Description of key participant outcome domains

The adult framework consists of 8 participant domains:

1. Choice and control
2. Daily activities
3. Relationships
4. Home
5. Health and wellbeing
6. Lifelong learning
7. Work
8. Social, community and civic participation

Baseline outcomes - family

6.27 Family/carers of participants age 25+ (selected indicators)



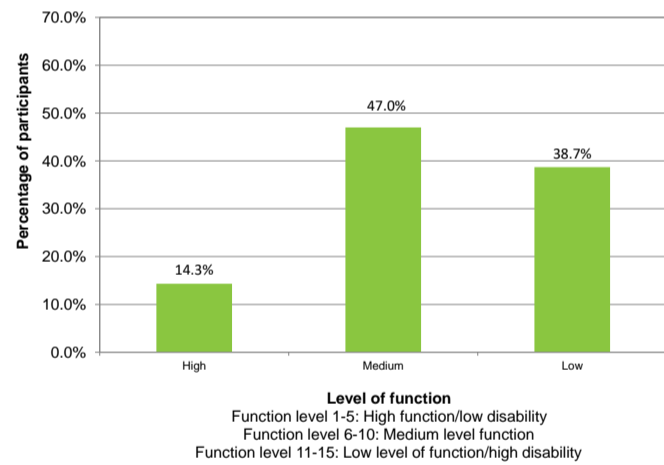
6.28 Description of key carer outcome domains

The adult framework consists of 5 family / carer domains:

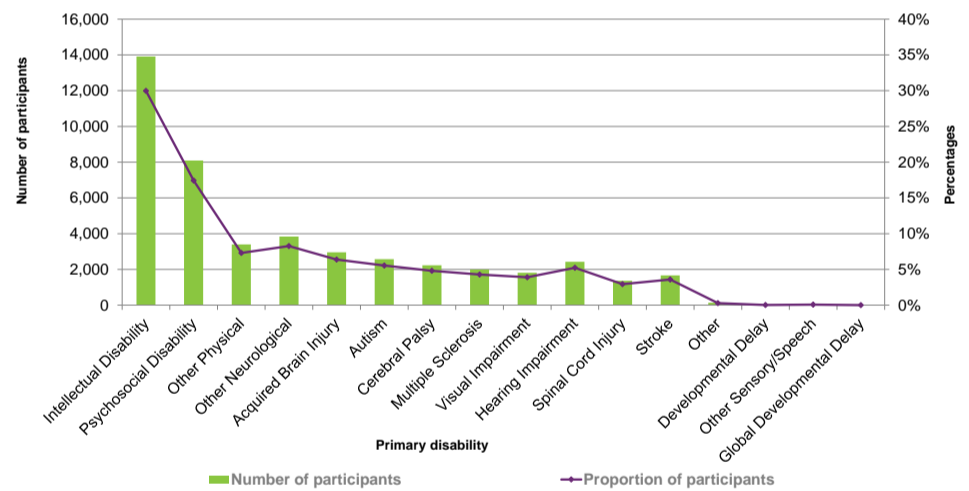
1. Families know their rights and advocate effectively for their family member with disability
2. Families have the support they need to care
3. Families are able to gain access to desired services, programs, and activities in their community
4. Families have succession plans
5. Families enjoy health and wellbeing

Participant characteristics

6.29 Distribution of active participants with an approved plan by level of function for age 25+ yrs

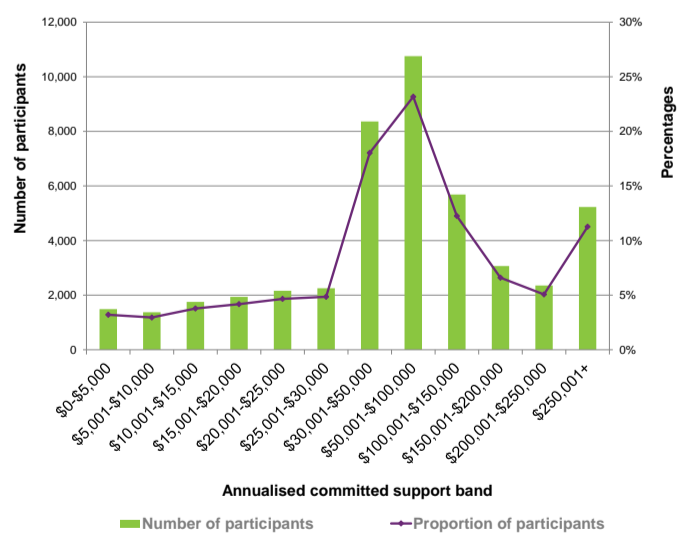


6.30 Distribution of active participants with an approved plan by primary disability for age 25+ yrs



Support packages

6.31 Distribution of active participants with an approved plan by annualised committed support band for age 25+



6.32 Total annualised committed supports for active participants with an approved plan by support category for age 25+

