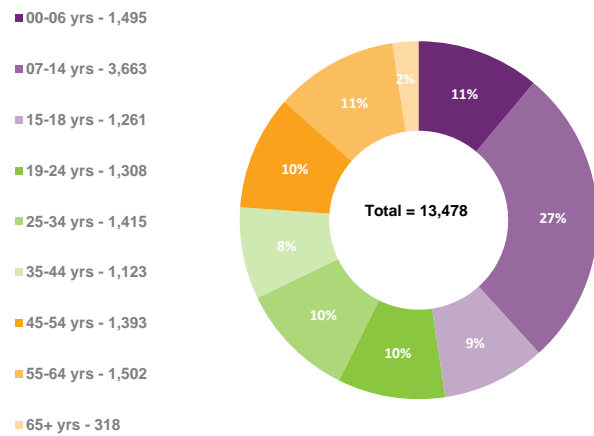
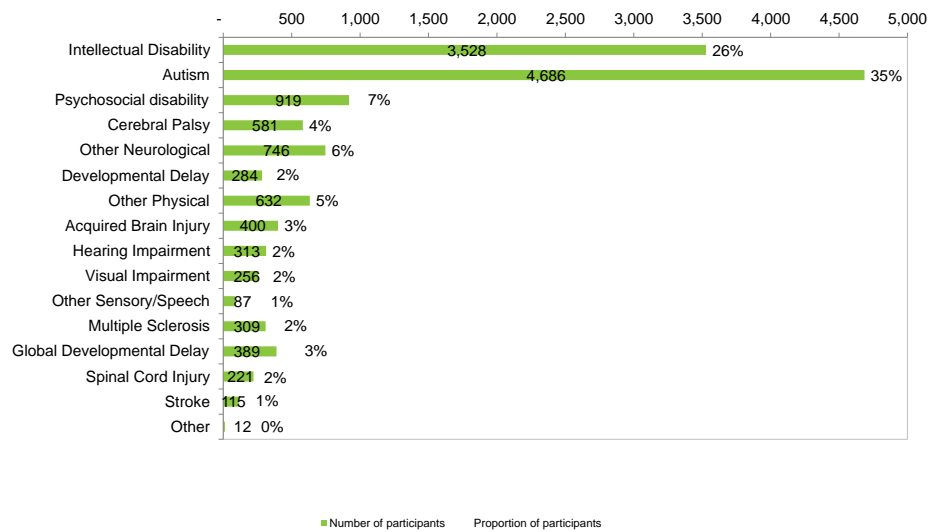


## 1. Participant characteristics

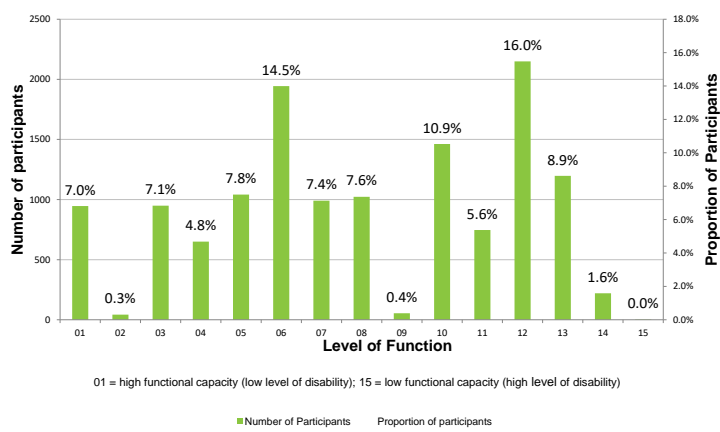
### 1.1 Age profile of active participants with an approved plan (no. of participants)



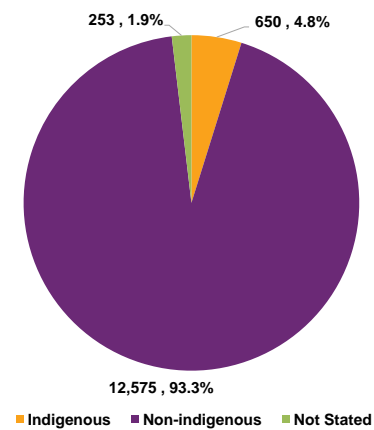
### 1.2 Primary disability of active participants with an approved plan



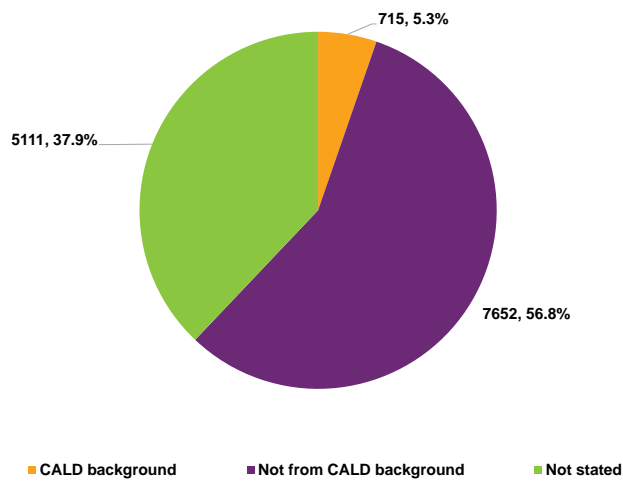
### 1.3 The level of function of active participants with an approved plan



### 1.4 Indigenous status of active participants with an approved plan

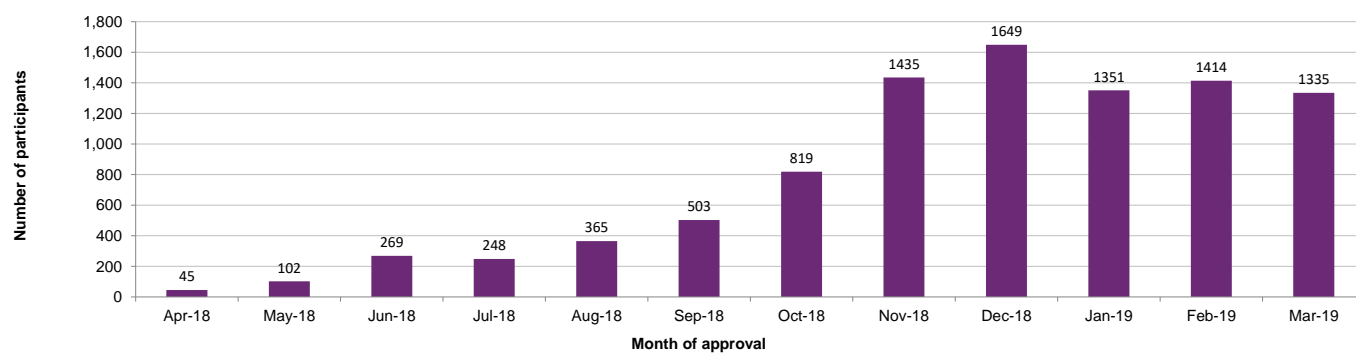


### 1.5 Culturally and Linguistically Diverse (CALD) status of active participants with an approved plan



## 2. Plan approvals

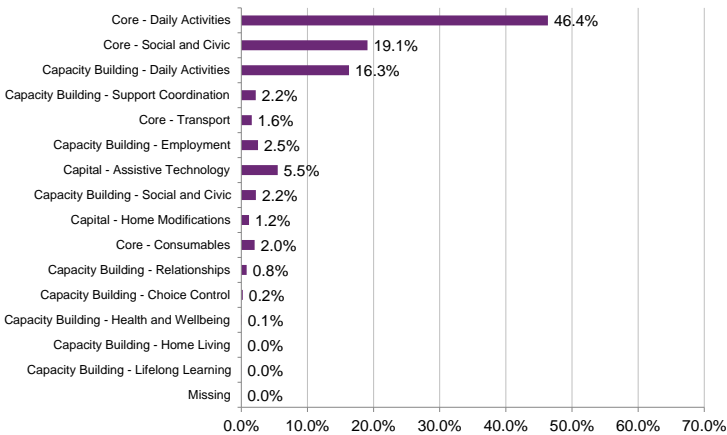
### 2.1 Month of initial plan approval



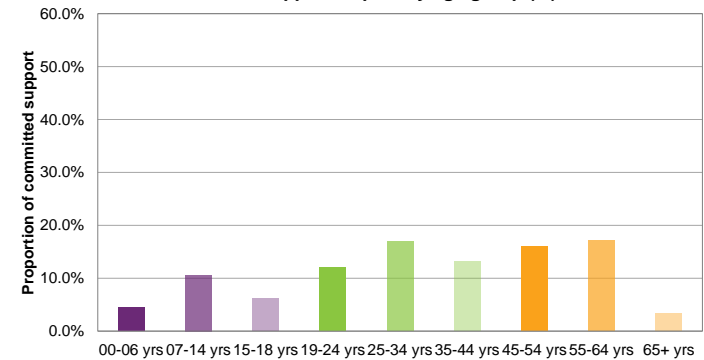
3. Total annualised committed support - most recent approved plans

\$0.7bn is included in the current plans of the 13,478 active participants.

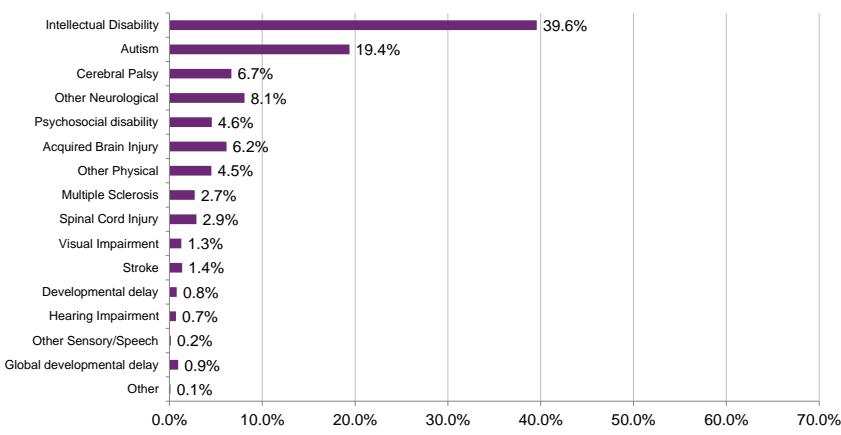
3.1 Total annualised committed support for active participants with an approved plan by support category (%)



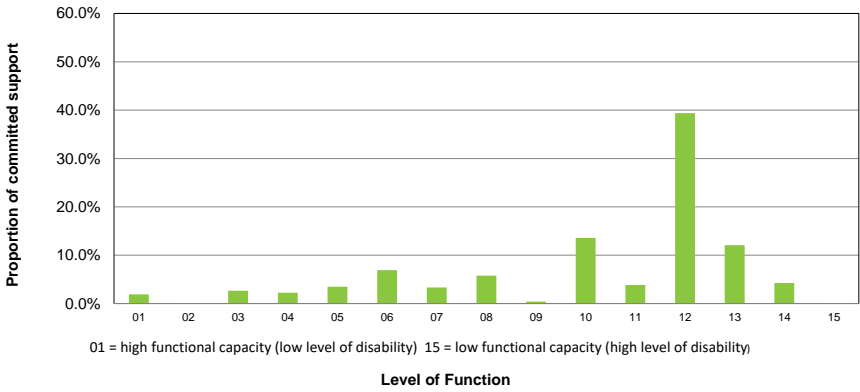
3.3 Total annualised committed support for active participants with an approved plan by age group (%)



3.2 Total annualised committed support for active participants with an approved plan by primary disability (%)

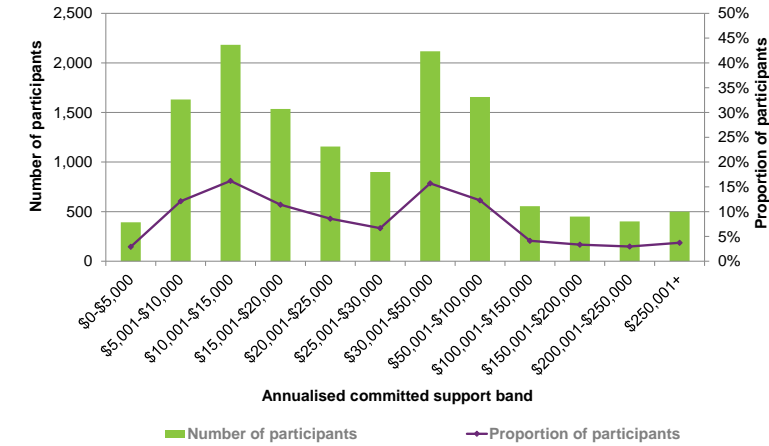


3.4 Total annualised committed support for active participants with a function score and an approved plan by level of function (%)

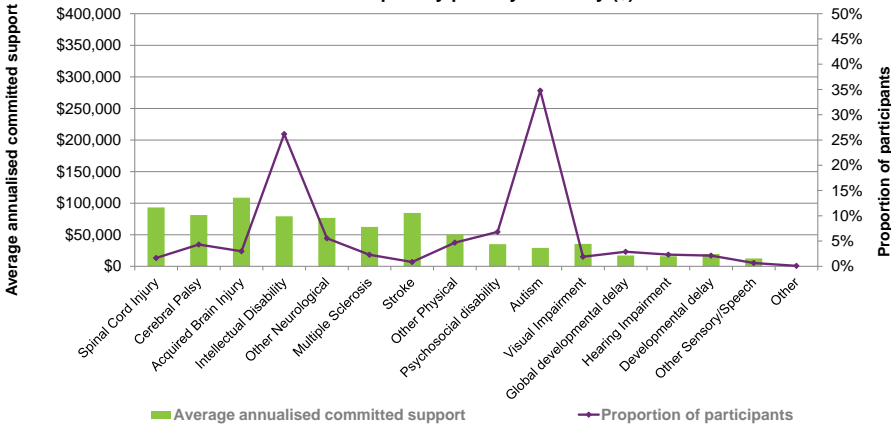


4. Average annualised committed support - most recent approved plans

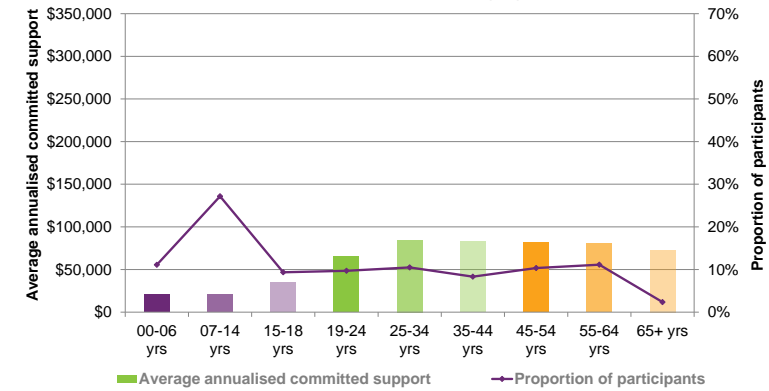
4.1 Distribution of active participants with an approved plan by annualised committed support band



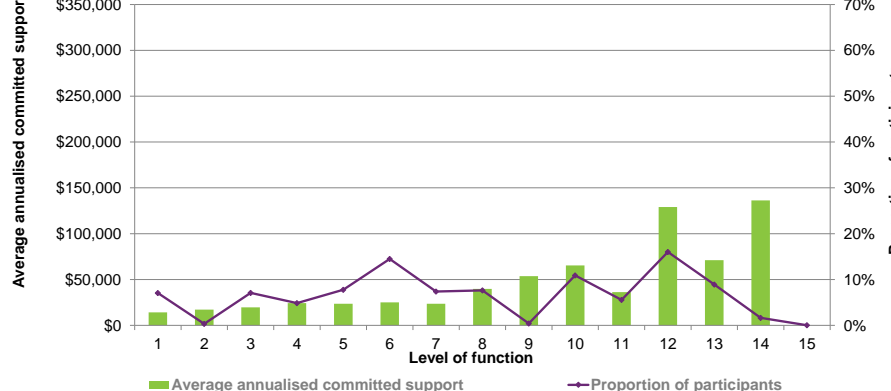
4.2 Average annualised committed support for active participants with an approved plan by primary disability (\$)



4.3 Average annualised committed support for active participants with an approved plan by age group (\$)



4.4 Average annualised committed support for active participants with a function score and an approved plan by level of function (\$)



01 = high functional capacity (low level of disability); 15 = low functional capacity (high level of disability)

5. Providers

5.1 Registered providers as at 31 March 2019 by entity type

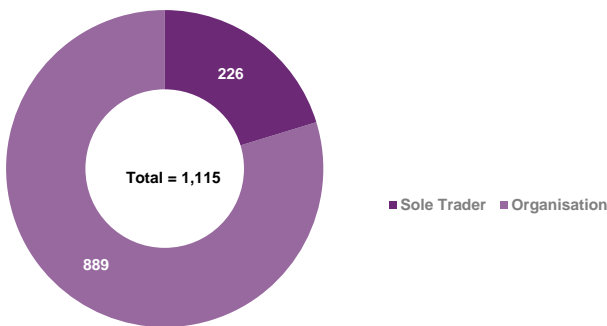


Table 5.2 Registered providers as at 31 March 2019 by registration group

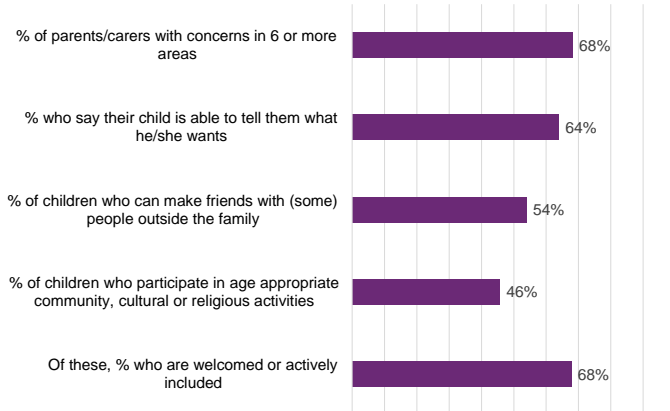
Registration Group	# Providers	Registration Group	# Providers
Therapeutic Supports	273	Community Nursing Care	73
Household Tasks	203	Personal Activities High	124
Assist-Travel/Transport	195	Assistive Equip-Recreation	167
Innov Community Participation	133	Plan Management	69
Early Childhood Supports	124	Comms & Info Equipment	123
Assist Prod-Pers Care/Safety	316	Daily Tasks/Shared Living	114
Home Modification	131	Custom Prosthetics	87
Personal Mobility Equipment	243	Interpret/Translate	53
Participate Community	159	Specialised Disability Accommodation	27
Ex Phys Pers Training	92	Assist Access/Maintain Employ	66
Accommodation/Tenancy	111	Specialised Driver Training	59
Assistive Prod-Household Task	134	Vision Equipment	53
Development-Life Skills	138	Hearing Equipment	48
Assist-Life Stage, Transition	132	Vehicle modifications	32
Assist Personal Activities	136	Spec Support Employ	23
Support Coordination	107	Specialised Hearing Services	16
Behaviour Support	117	Hearing Services	9
Group/Centre Activities	113	Assistance Animals	2

## 6. Participants and carers outcomes and support packages by participant age group

Baseline measures (i.e. on scheme entry) are collected on participants from the short-form outcomes framework (SFOF) questionnaires during the transition period. Active participants with an initial plan approved during the period 1 July 2016 to 31 March 2019 are included.

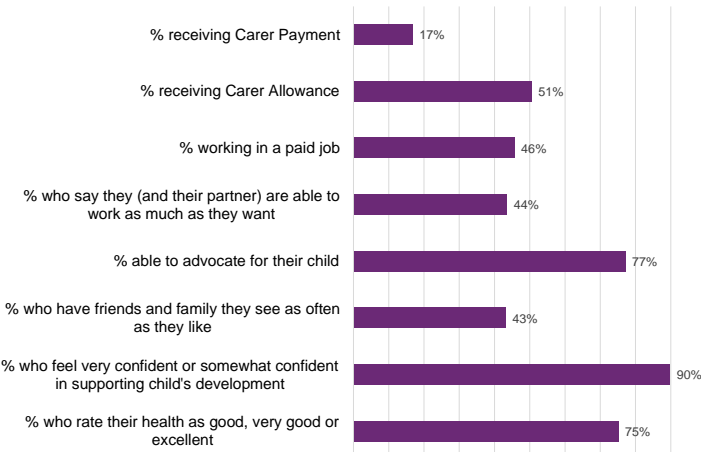
Age group: birth to end of age 6  
Baseline outcomes - participants

### 6.1 Participants 0 to before school



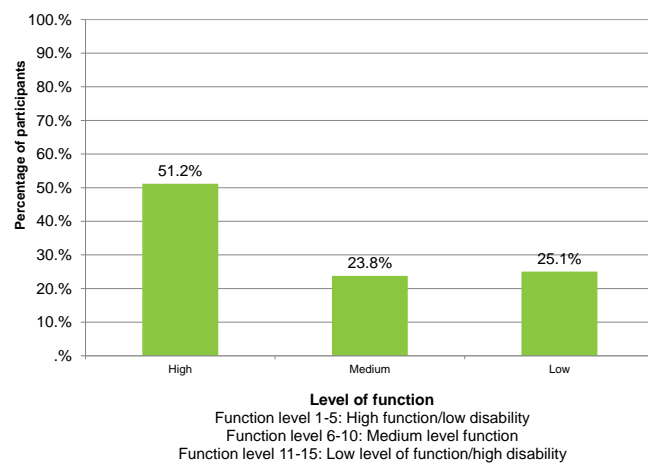
Baseline outcomes - family

### 6.3 Family/carers of participants 0 to 14 (selected indicators)



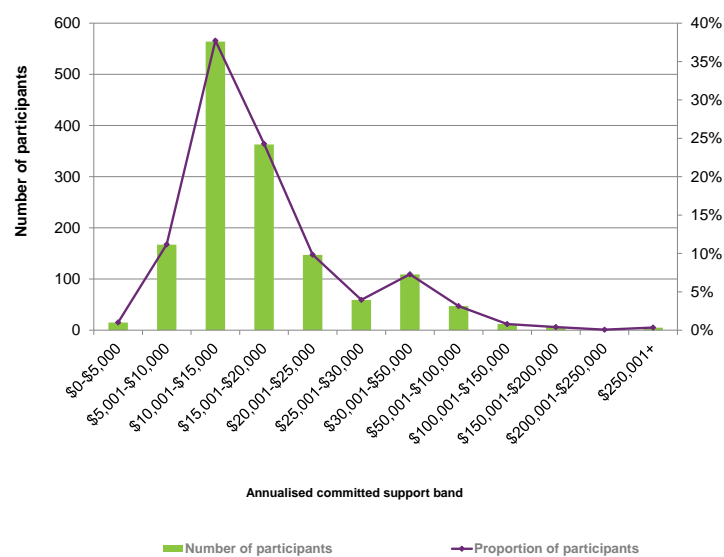
Participant characteristics

### 6.5 Distribution of active participants with an approved plan by level of function for age 0 - 6 yrs



Support packages

### 6.7 Distribution of active participants with an approved plan by annualised committed support band for age 0 - 6 yrs



### 6.2 Description of key participant outcome domains

Outcome statements for children aged 0-6 years (or school entry):

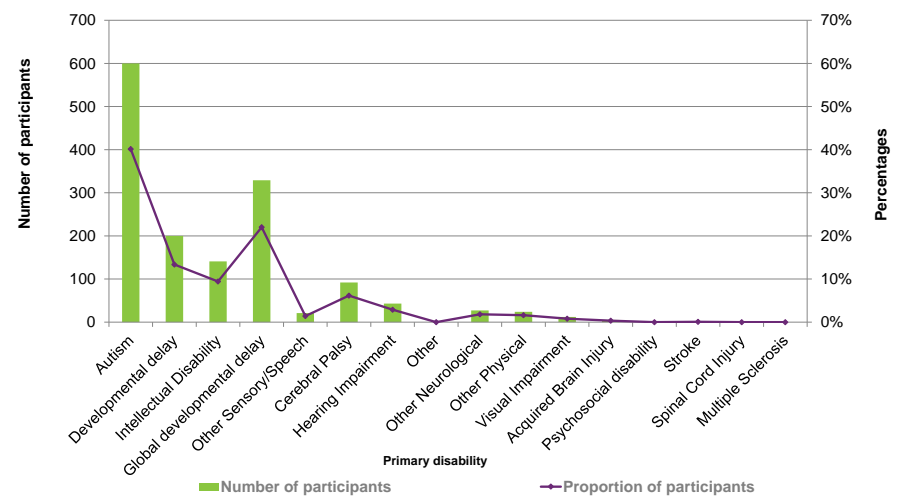
1. Children gain functional, developmental and coping skills that are appropriate to their ability and circumstances / specialist services
2. Children show evidence of self-determination in their everyday lives
3. Children participate meaningfully in family life
4. Children participate meaningfully in community life

### 6.4 Description of key carer outcome domains

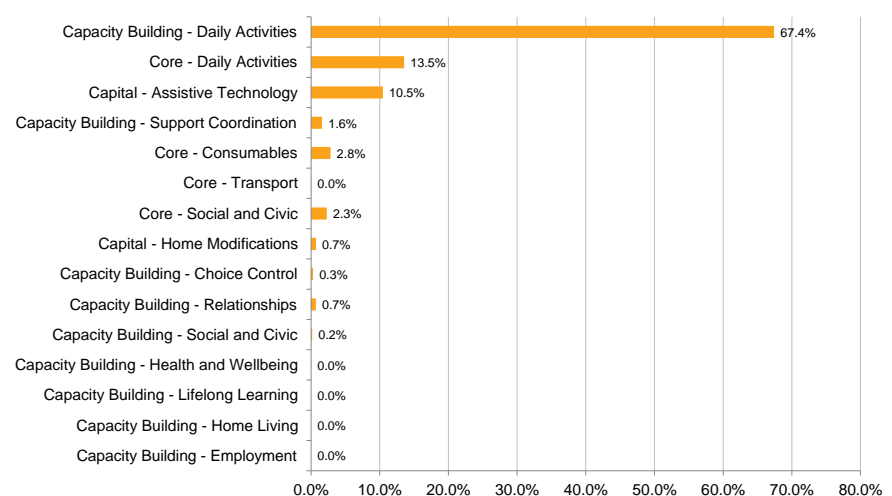
Outcome statements for families / carers of children with disability aged 0-6 years:

1. Families know their rights and advocate effectively for their children
2. Families feel supported
3. Families are able to gain access to desired services, programs, and activities in their community
4. Families help their children develop and learn
5. Families enjoy health and wellbeing

### 6.6 Distribution of active participants with an approved plan by primary disability for age 0 - 6 yrs



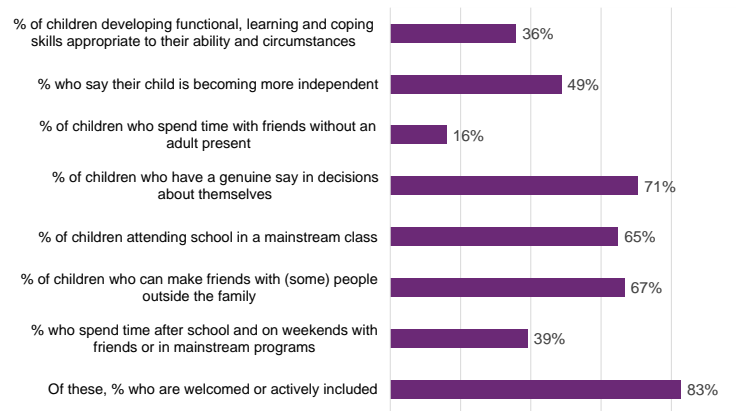
### 6.8 Total annualised committed support for active participants with an approved plan by support category for age 0-6 yrs



## 6. Participants and carers outcomes and support packages by participant age group

Age group: age 7 to end of age 14  
Baseline outcomes - participants

### 6.9 Participants starting school age 7 to 14



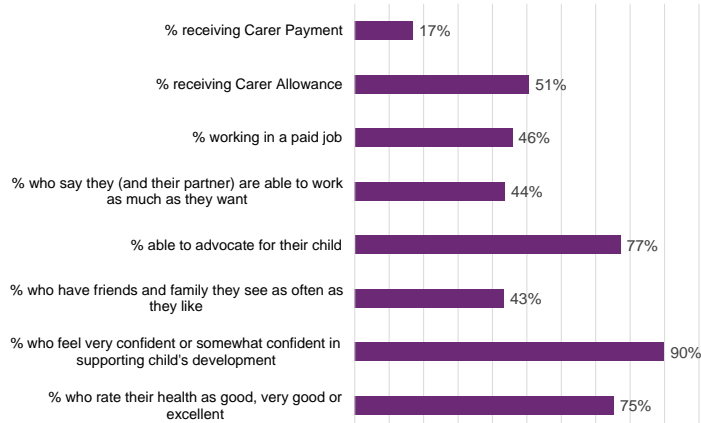
### 6.10 Description of key participant outcome domains

Outcome statements for children aged 7 (or school entry) - 14 years:

1. Children gain functional, developmental and coping skills that are appropriate to their ability and circumstances / specialist services
2. Children show evidence of self-determination in their everyday lives
3. Children participate meaningfully in family life
4. Children participate meaningfully in community life

Baseline outcomes - family

### 6.11 Family/carers of participants 0 to 14 (selected indicators)



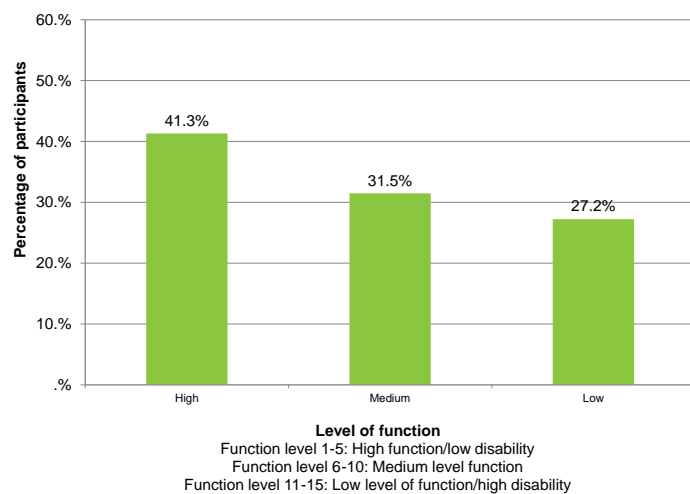
### 6.12 Description of key carer outcome domains

Outcome statements for families / carers of children with disability aged 7-14 years:

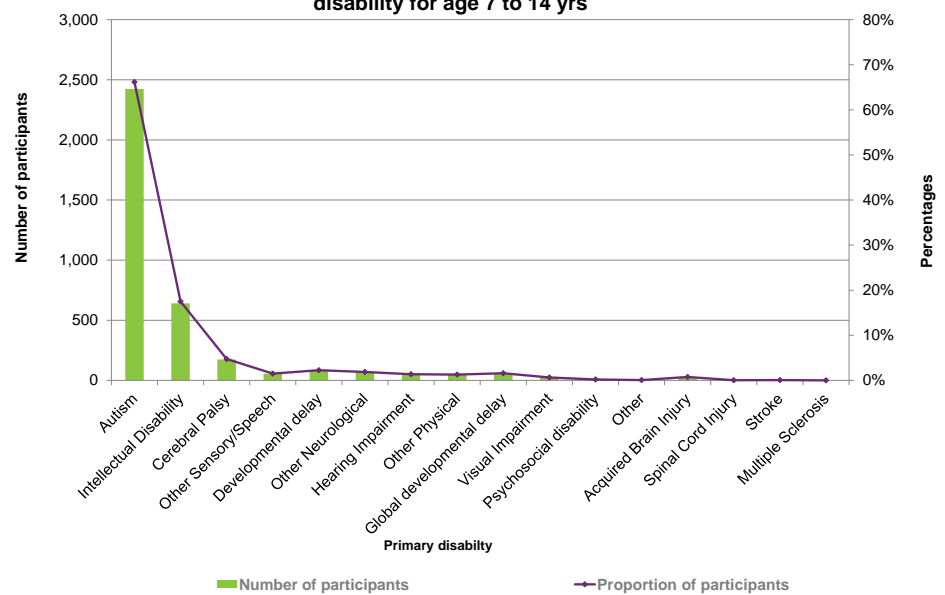
1. Families know their rights and advocate effectively for their children
2. Families feel supported
3. Families are able to gain access to desired services, programs, and activities in their community
4. Families help their children develop and learn
5. Families enjoy health and wellbeing

Participant characteristics

### 6.13 Distribution of active participants with an approved plan by level of function for age 7 to 14 yrs

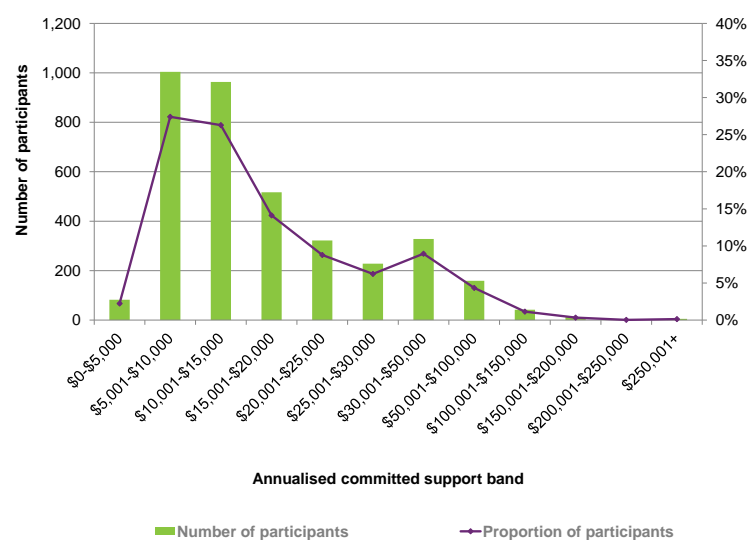


### 6.14 Distribution of active participants with an approved plan by primary disability for age 7 to 14 yrs

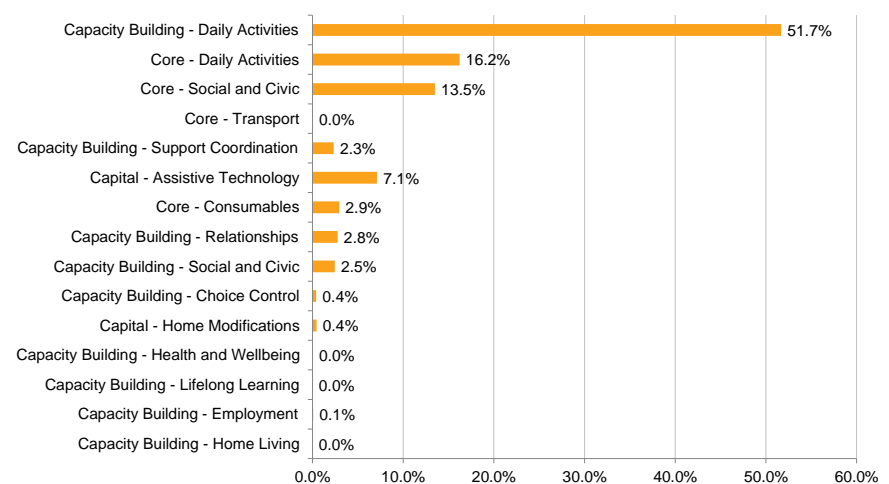


Support packages

### 6.15 Distribution of active participants with an approved plan by annualised committed support band for age 7 to 14 yrs



### 6.16 Total annualised committed support for active participants with an approved plan by support category for age 7 to 14 yrs

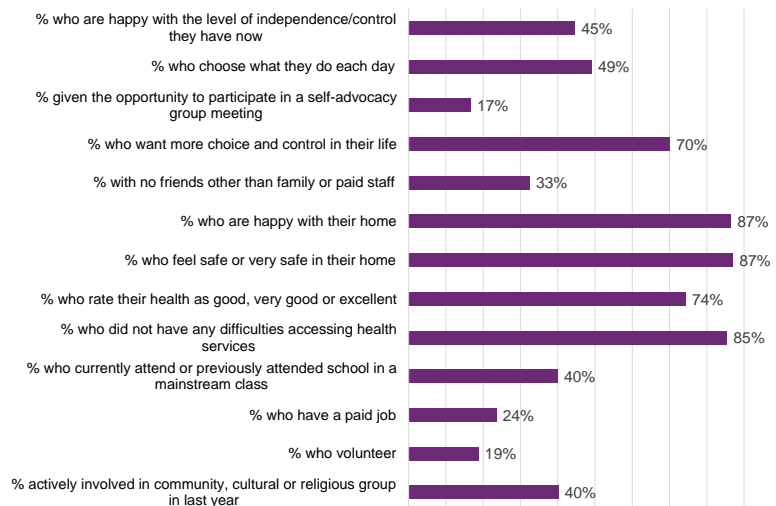


## 6. Participants and carers outcomes and support packages by participant age group

Age group: age 15 to age 24

Baseline outcomes - participants

### 6.17 Participants 15 to 24 (selected indicators)



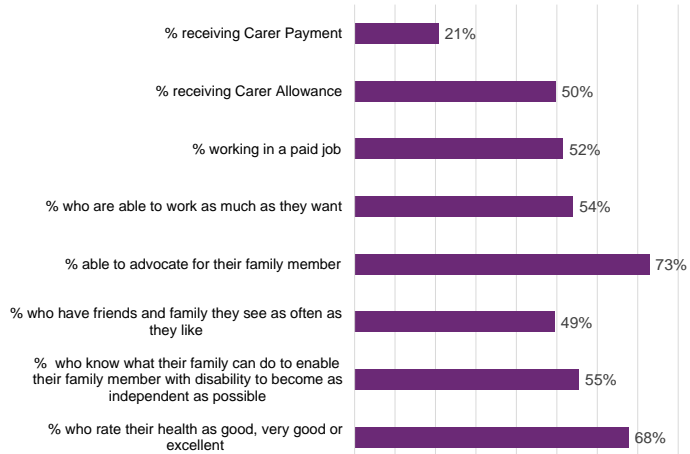
### 6.18 Description of key participant outcome domains

The adult framework consists of 8 participant domains:

1. Choice and control
2. Daily living activities
3. Relationships
4. Home
5. Health and wellbeing
6. Lifelong learning
7. Work
8. Social, community and civic participation

Baseline outcomes - family

### 6.19 Family/carers of participants 15 to 24 (selected indicators)



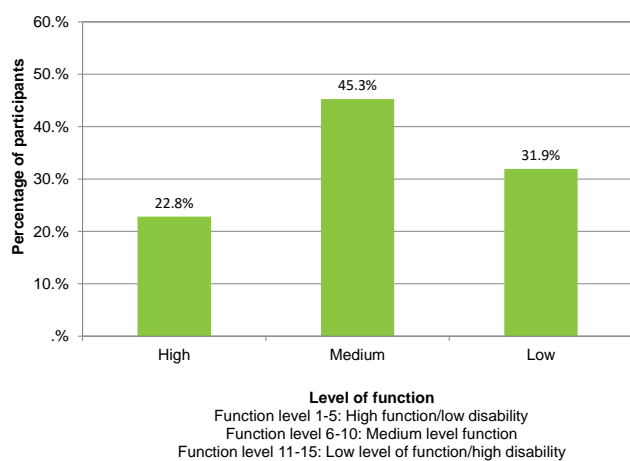
### 6.20 Description of key carer outcome domains

Outcome statements for families / carers of participants aged 15-24 years:

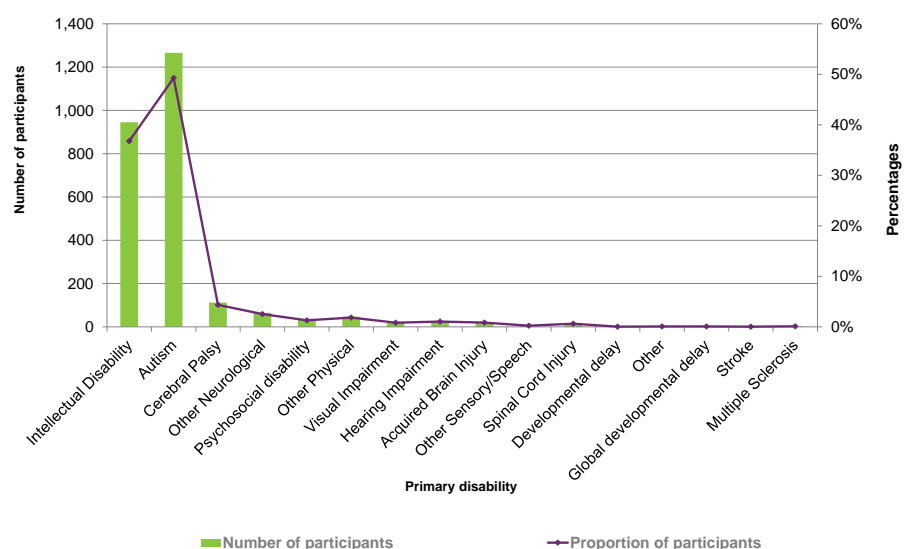
1. Families know their rights and advocate effectively for their young person with disability
2. Families have the support they need to care
3. Families are able to gain access to desired services, programs, and activities in their community
4. Families help their young person become independent
5. Families enjoy health and wellbeing

## Participant characteristics

### 6.21 Distribution of active participants with an approved plan by level of function for age 15 to 24 yrs

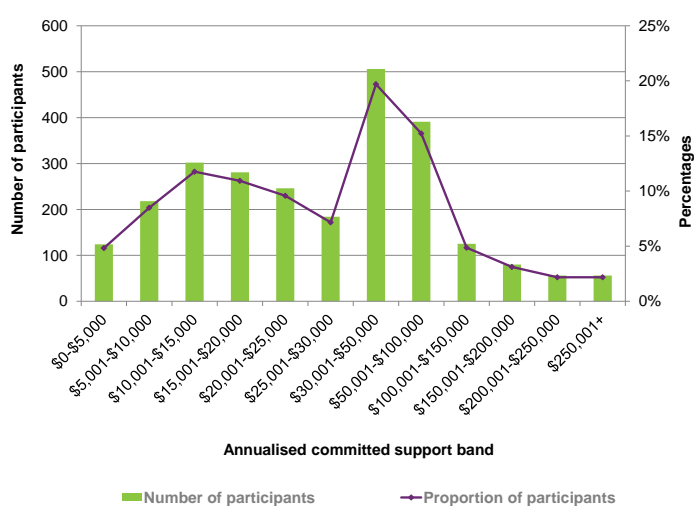


### 6.22 Distribution of active participants with an approved plan by primary disability for age 15 to 24 yrs

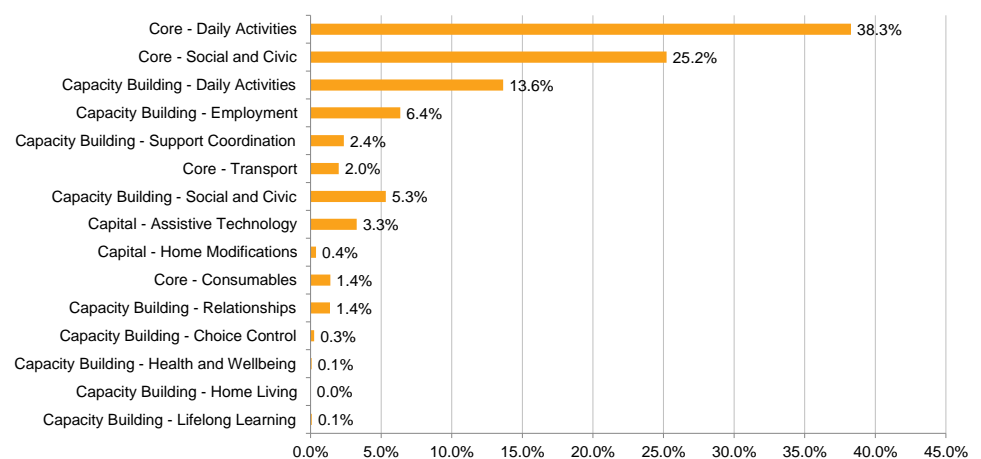


## Support packages

### 6.23 Distribution of active participants with an approved plan by annualised committed support band for age 15 to 24 yrs



### 6.24 Total annualised committed support for active participants with an approved plan by support category for age 15 to 24 yrs



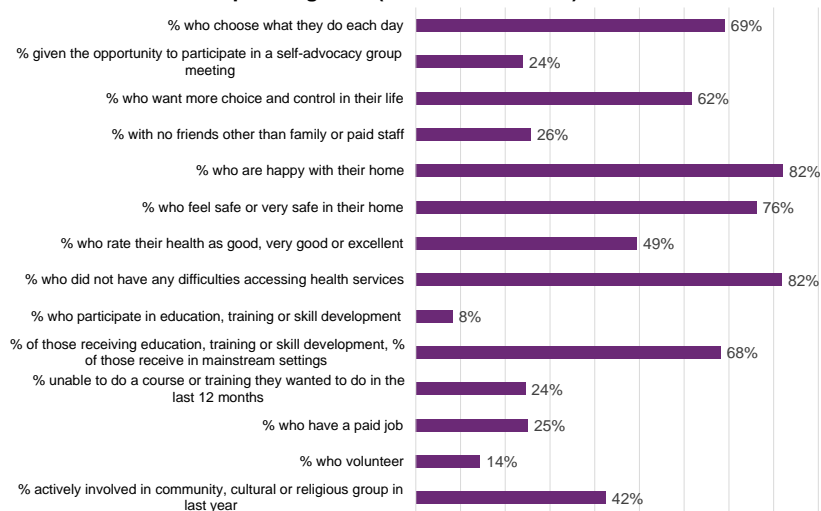


## 6. Participants and carers outcomes and support packages by participant age group

Age group: age 25+

Baseline outcomes - participants

### 6.25 Participants age 25+ (selected indicators)



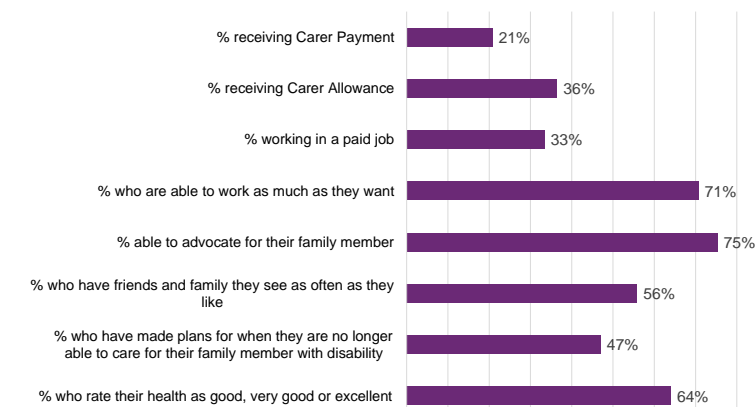
### 6.26 Description of key participant outcome domains

The adult framework consists of 8 participant domains:

1. Choice and control
2. Daily activities
3. Relationships
4. Home
5. Health and wellbeing
6. Lifelong learning
7. Work
8. Social, community and civic participation

Baseline outcomes - family

### 6.27 Family/carers of participants age 25+ (selected indicators)



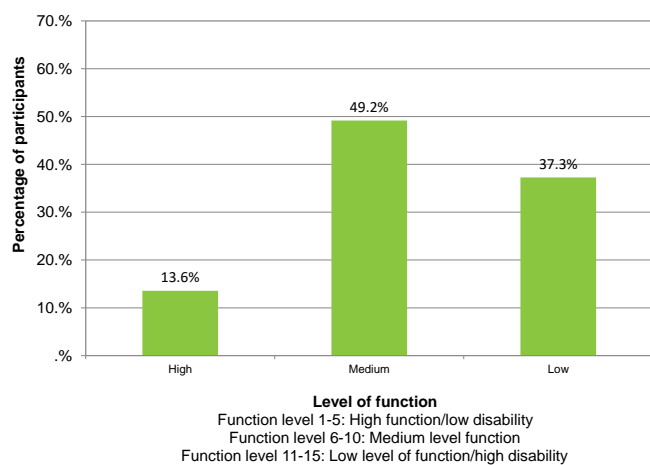
### 6.28 Description of key carer outcome domains

The adult framework consists of 5 family / carer domains:

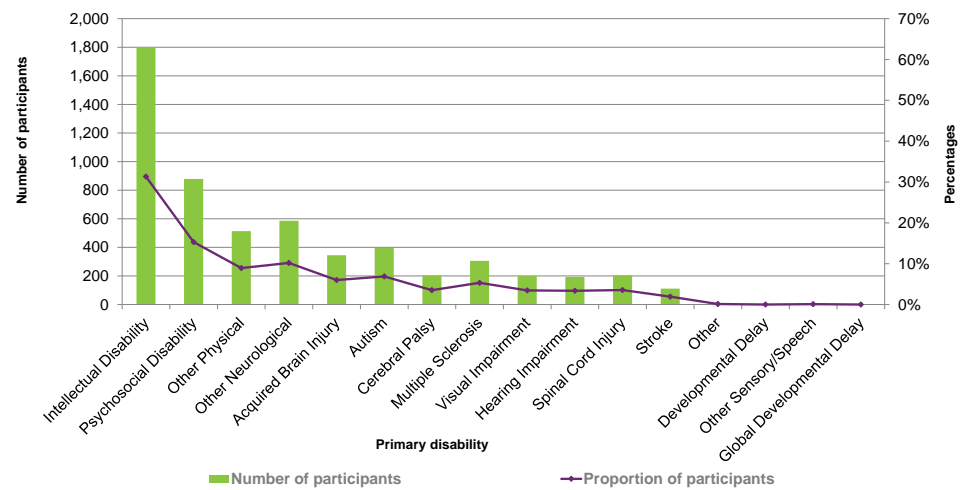
1. Families know their rights and advocate effectively for their family member with disability
2. Families have the support they need to care
3. Families are able to gain access to desired services, programs, and activities in their community
4. Families have succession plans
5. Families enjoy health and wellbeing

## Participant characteristics

### 6.29 Distribution of active participants with an approved plan by level of function for age 25+ yrs

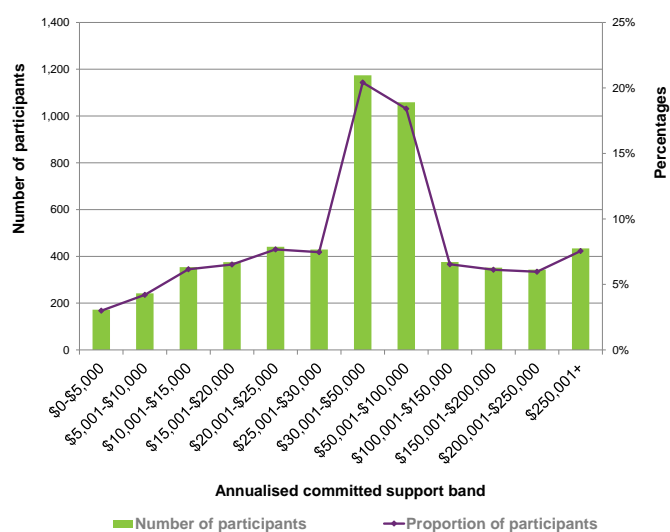


### 6.30 Distribution of active participants with an approved plan by primary disability for age 25+ yrs



## Support packages

### 6.31 Distribution of active participants with an approved plan by annualised committed support band for age 25+



### 6.32 Total annualised committed support for active participants with an approved plan by support category for age 25+

