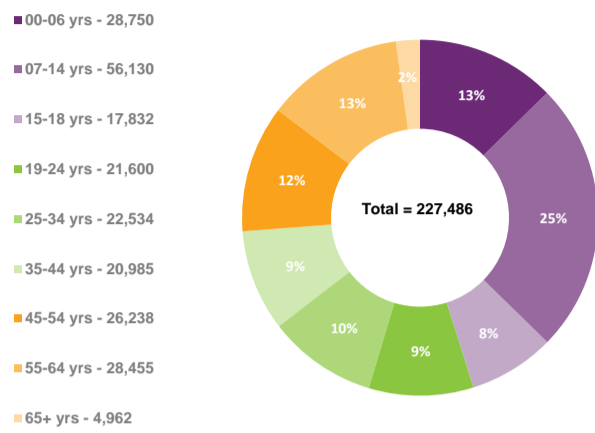
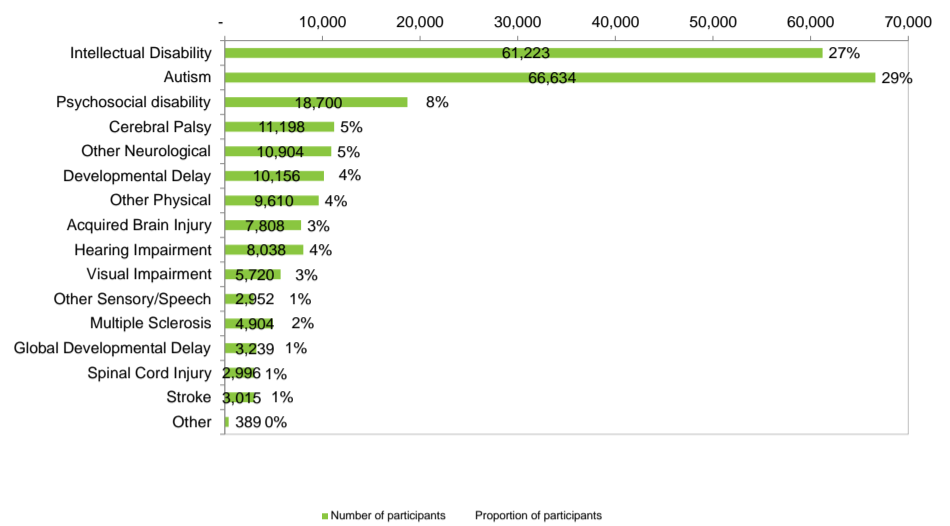


1. Participant characteristics

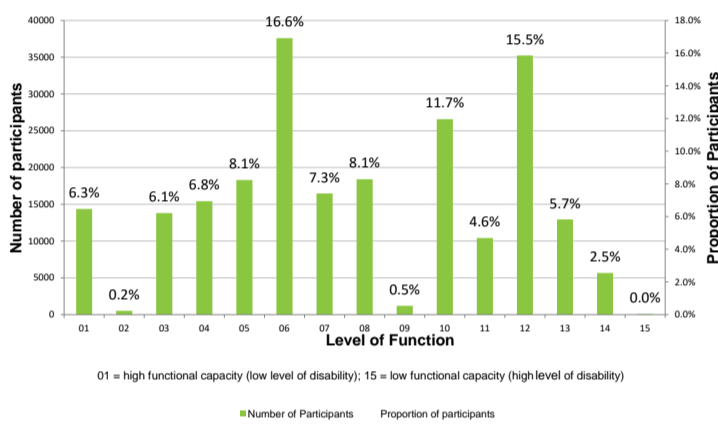
1.1 Age profile of active participants with an approved plan (no. of participants)



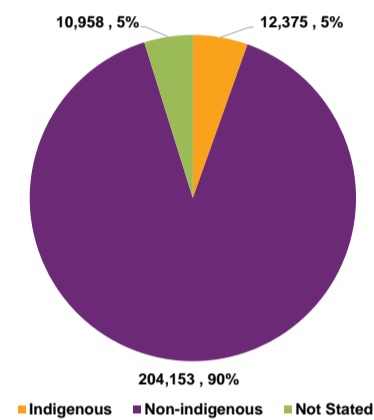
1.2 Primary disability of active participants with an approved plan



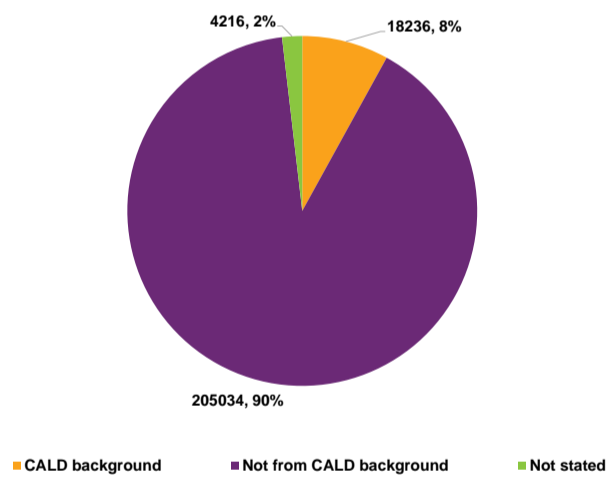
1.3 The level of function of active participants with an approved plan



1.4 Indigenous status of active participants with an approved plan

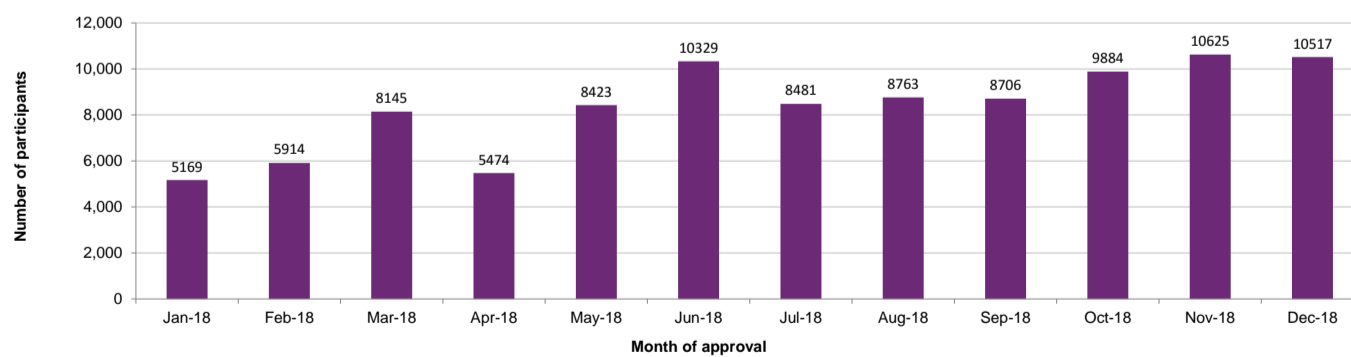


1.5 Culturally and Linguistically Diverse (CALD) status of active participants with an approved plan



2. Plan approvals

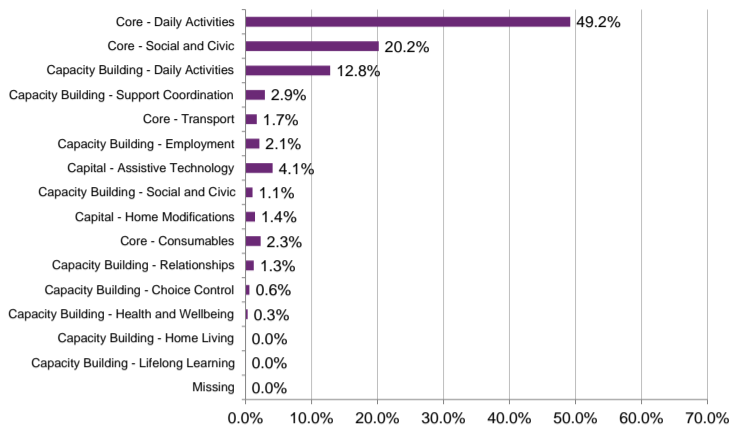
2.1 Month of initial plan approval



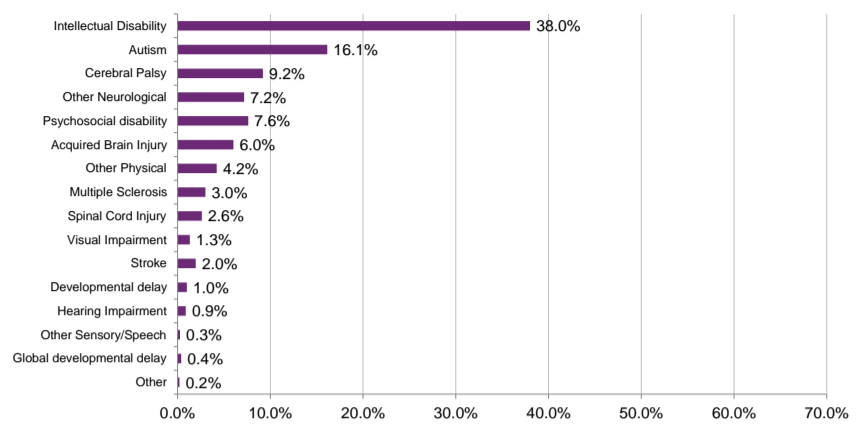
3. Total annualised committed support - most recent approved plans

\$13.7bn is included in the current plans of the 227,486 active participants.

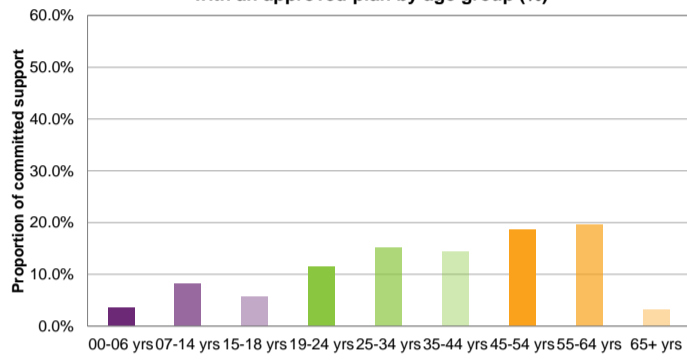
3.1 Total annualised committed support for active participants with an approved plan by support category (%)



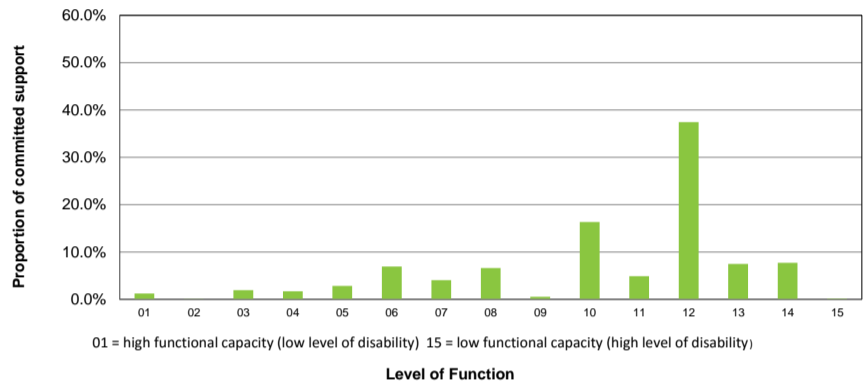
3.2 Total annualised committed support for active participants with an approved plan by primary disability (%)



3.3 Total annualised committed support for active participants with an approved plan by age group (%)

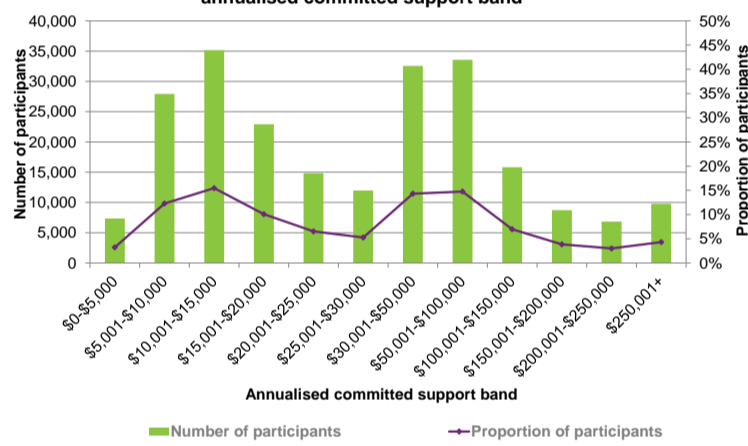


3.4 Total annualised committed support for active participants with an function score and an approved plan by level of function (%)

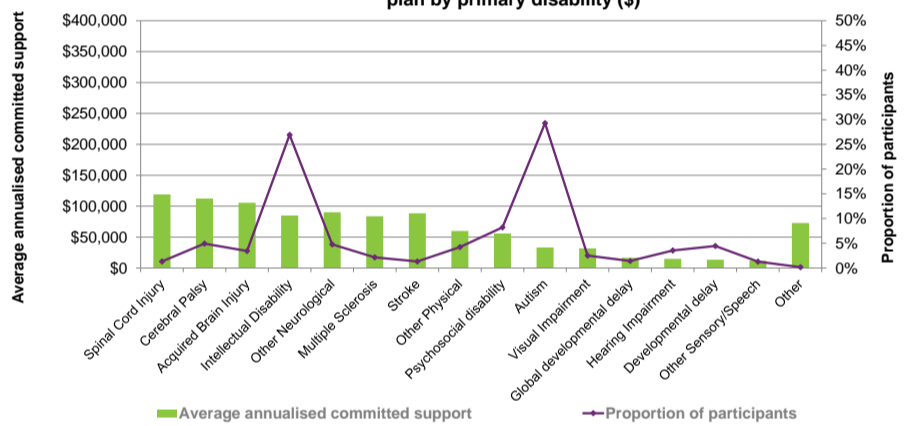


4. Average annualised committed support - most recent approved plans

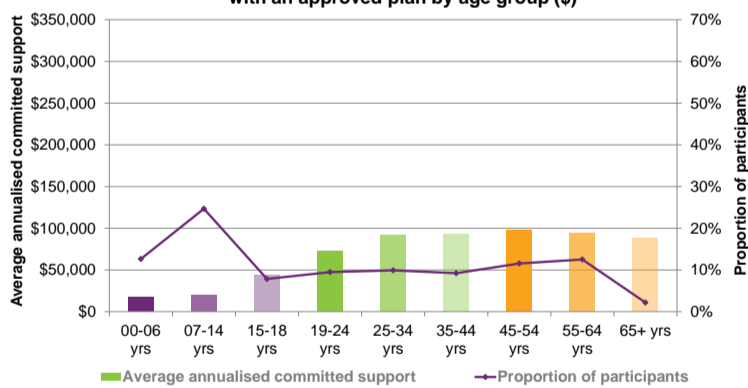
4.1 Distribution of active participants with an approved plan by annualised committed support band



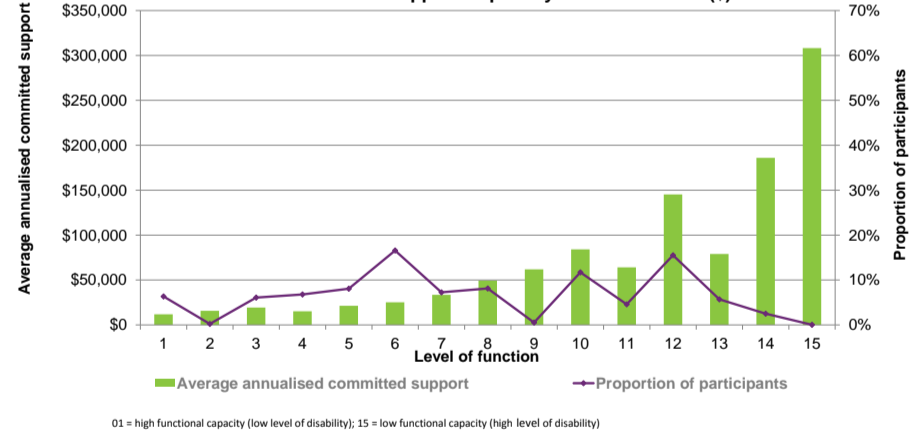
4.2 Average annualised committed support for active participants with an approved plan by primary disability (\$)



4.3 Average annualised committed support for active participants with an approved plan by age group (\$)



4.4 Average annualised committed support for active participants with a function score and an approved plan by level of function (\$)



5. Providers

5.1 Registered providers as at 31 December 2018 by entity type

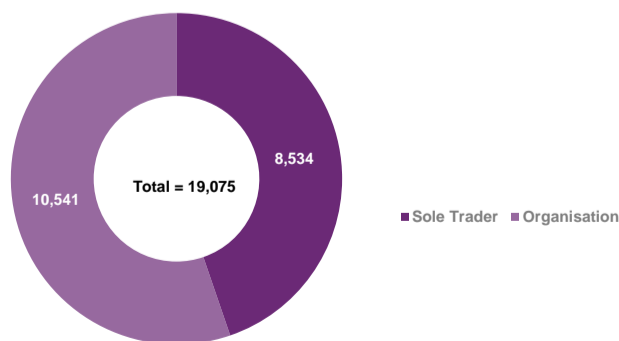


Table 5.2 Registered providers as at 31 December 2018 by registration group

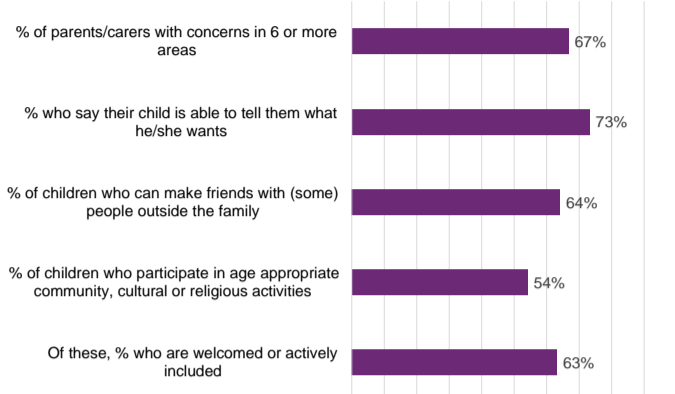
Registration Group	# Providers	Registration Group	# Providers
Therapeutic Supports	9,247	Personal Activities High	1,698
Household Tasks	5,381	Community Nursing Care	1,674
Assist-Travel/Transport	3,994	Plan Management	1,625
Early Childhood Supports	3,051	Assistive Equip-Recreation	1,594
Innov Community Participation	2,997	Comms & Info Equipment	1,372
Assist Prod-Pers Care/Safety	2,776	Daily Tasks/Shared Living	1,359
Home Modification	2,451	Custom Prosthetics	1,247
Participate Community	2,276	Interpret/Translate	954
Personal Mobility Equipment	2,266	Specialised Disability Accommodation	802
Ex Phys Pers Training	2,234	Assist Access/Maintain Employ	741
Development-Life Skills	2,082	Specialised Driver Training	599
Accommodation/Tenancy	2,067	Vision Equipment	585
Assistive Prod-Household Task	2,063	Hearing Equipment	509
Assist-Life Stage, Transition	2,043	Vehicle modifications	380
Assist Personal Activities	1,978	Spec Support Employ	279
Support Coordination	1,927	Specialised Hearing Services	155
Behaviour Support	1,909	Hearing Services	39
Group/Centre Activities	1,755	Assistance Animals	20

6. Participants and carers outcomes and support packages by participant age group

Baseline measures are collected on participants from the short-form outcomes framework (SFOF) questionnaires during the transition period. Active participants with an initial plan approved during the period 1 July 2016 to 31 December 2018 are included.

Age group: birth to end of age 6  
Baseline outcomes - participants

6.1 Participants 0 to before school



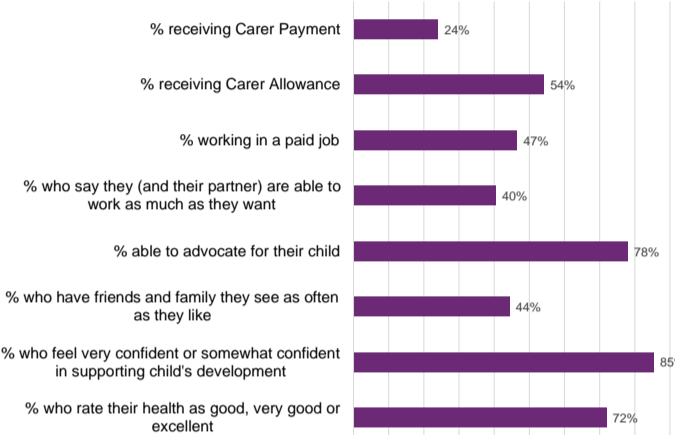
6.2 Description of key participant outcome domains

Outcome statements for children aged 0-6 years (or school entry):

1. Children gain functional, developmental and coping skills that are appropriate to their ability and circumstances / specialist services
2. Children show evidence of self-determination in their everyday lives
3. Children participate meaningfully in family life
4. Children participate meaningfully in community life

Baseline outcomes - family

6.3 Family/carers of participants 0 to 14 (selected indicators)



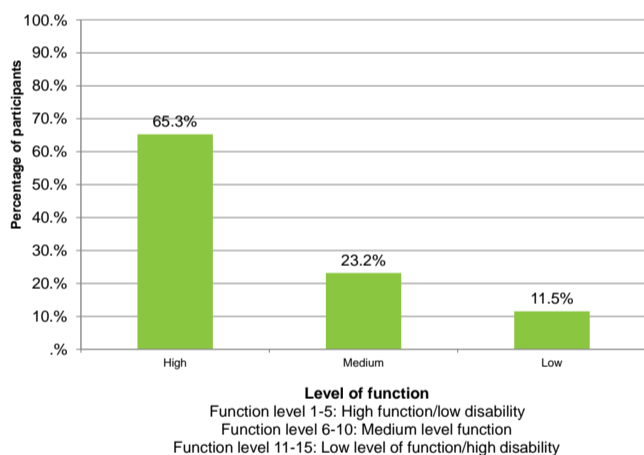
6.4 Description of key carer outcome domains

Outcome statements for families / carers of children with disability aged 0-6 years:

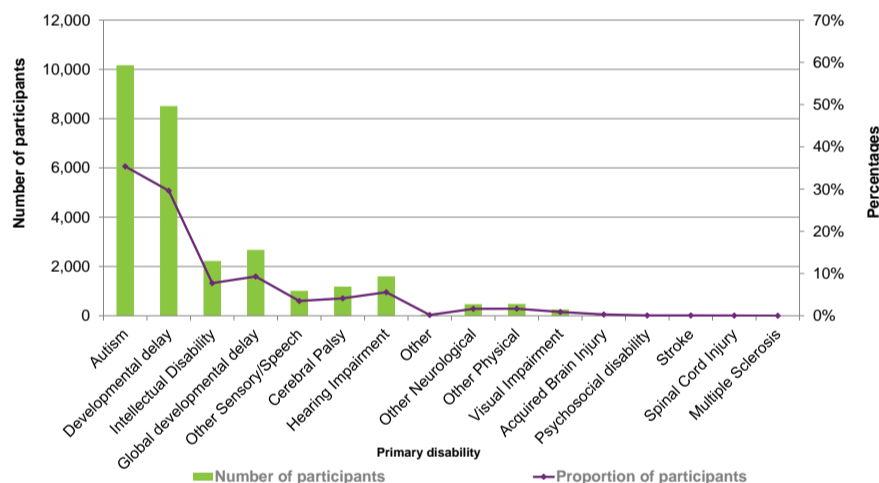
1. Families know their rights and advocate effectively for their children
2. Families feel supported
3. Families are able to gain access to desired services, programs, and activities in their community
4. Families help their children develop and learn
5. Families enjoy health and wellbeing

Participant characteristics

6.5 Distribution of active participants with an approved plan by level of function for age 0 - 6 yrs

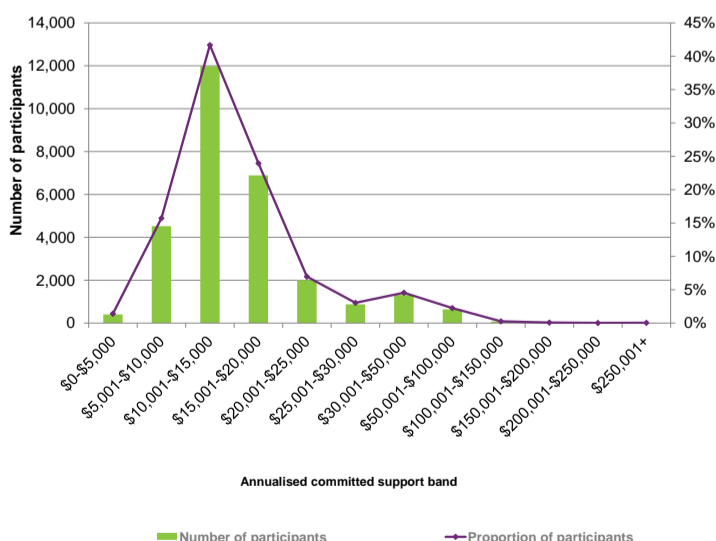


6.6 Distribution of active participants with an approved plan by primary disability for age 0 - 6 yrs

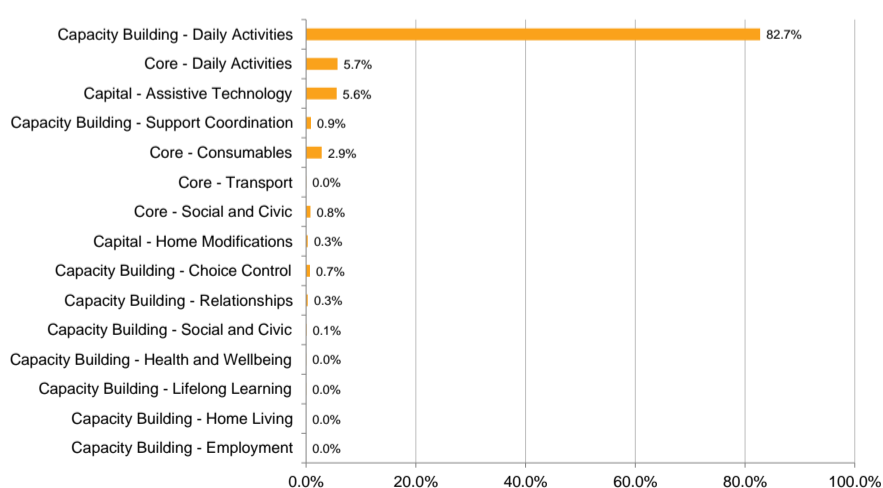


Support packages

6.7 Distribution of active participants with an approved plan by annualised committed support band for age 0 - 6 yrs



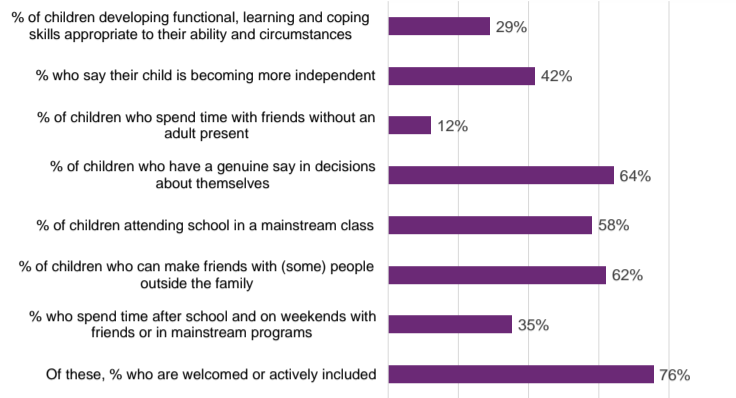
6.8 Total annualised committed support for active participants with an approved plan by support category for age 0-6 yrs



6. Participants and carers outcomes and support packages by participant age group

Age group: age 7 to end of age 14  
Baseline outcomes - participants

6.9 Participants starting school age 7 to 14



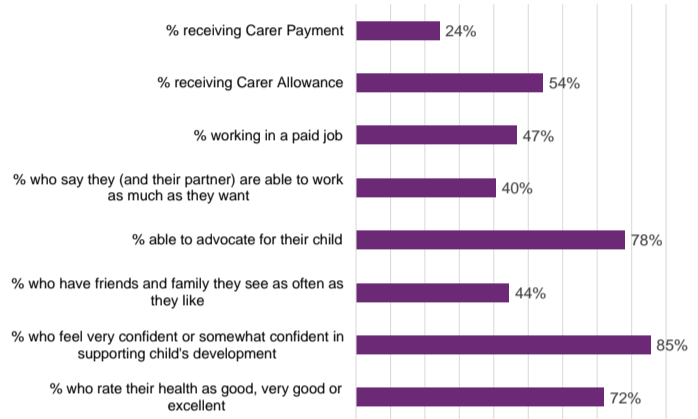
6.10 Description of key participant outcome domains

Outcome statements for children aged 7 (or school entry) - 14 years:

1. Children gain functional, developmental and coping skills that are appropriate to their ability and circumstances / specialist services
2. Children show evidence of self-determination in their everyday lives
3. Children participate meaningfully in family life
4. Children participate meaningfully in community life

Baseline outcomes - family

6.11 Family/carers of participants starting school age 0 to 14 (selected indicators)



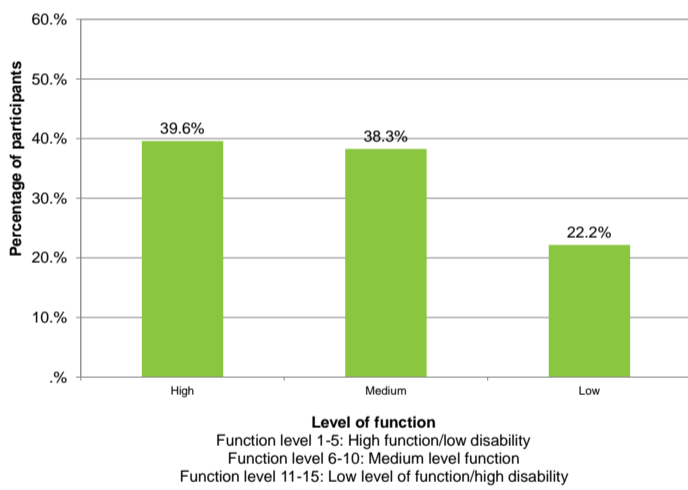
6.12 Description of key carer outcome domains

Outcome statements for families / carers of children with disability aged 7-14 years:

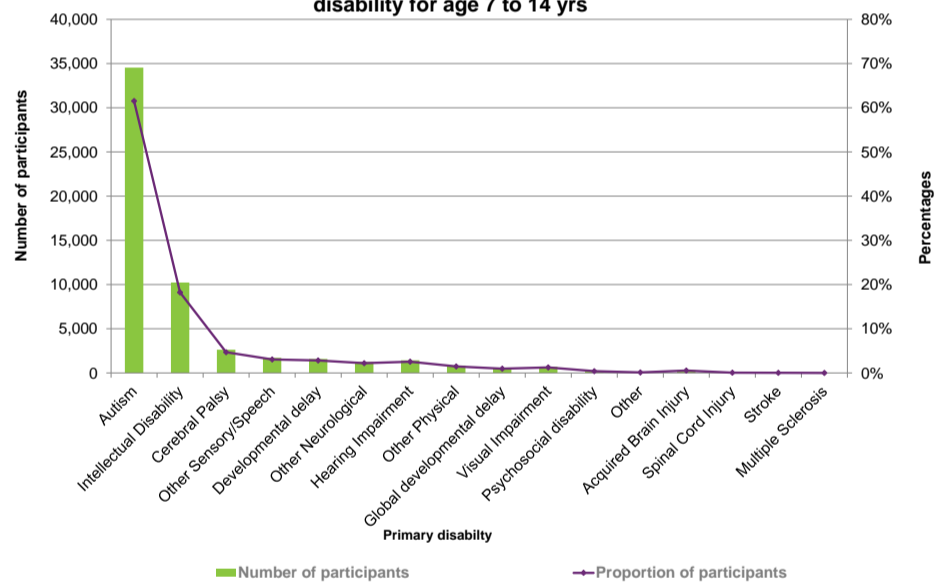
1. Families know their rights and advocate effectively for their children
2. Families feel supported
3. Families are able to gain access to desired services, programs, and activities in their community
4. Families help their children develop and learn
5. Families enjoy health and wellbeing

Participant characteristics

6.13 Distribution of active participants with an approved plan by level of function for age 7 to 14 yrs

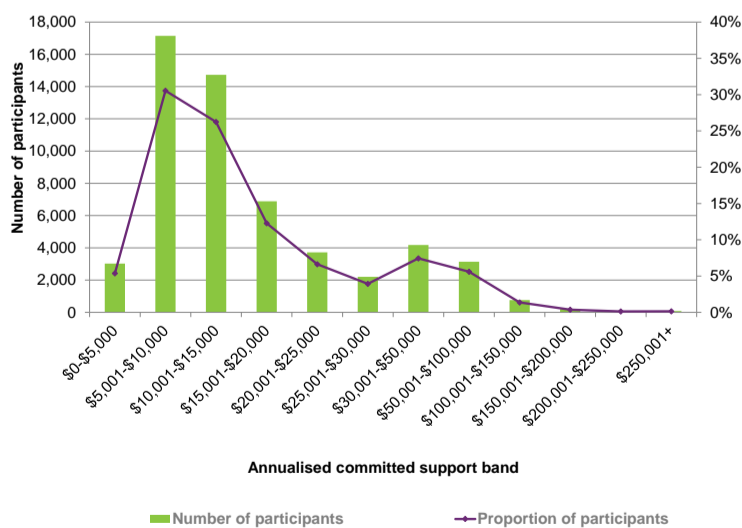


6.14 Distribution of active participants with an approved plan by primary disability for age 7 to 14 yrs

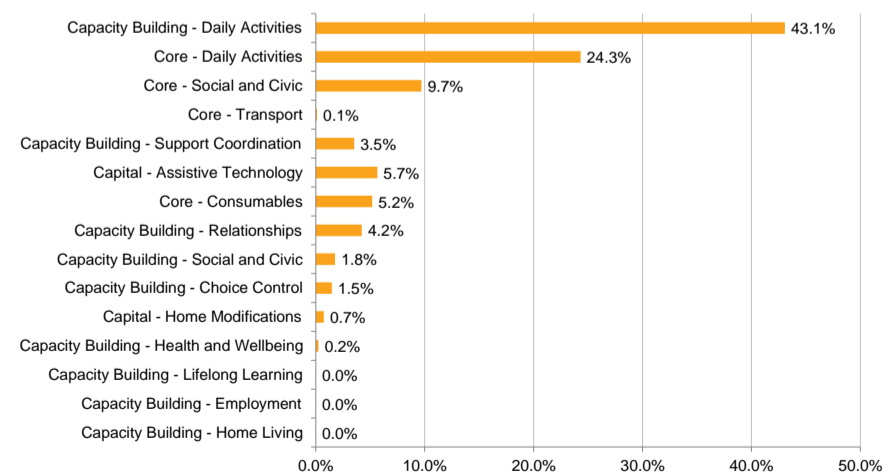


Support packages

6.15 Distribution of active participants with an approved plan by annualised committed support band for age 7 to 14 yrs



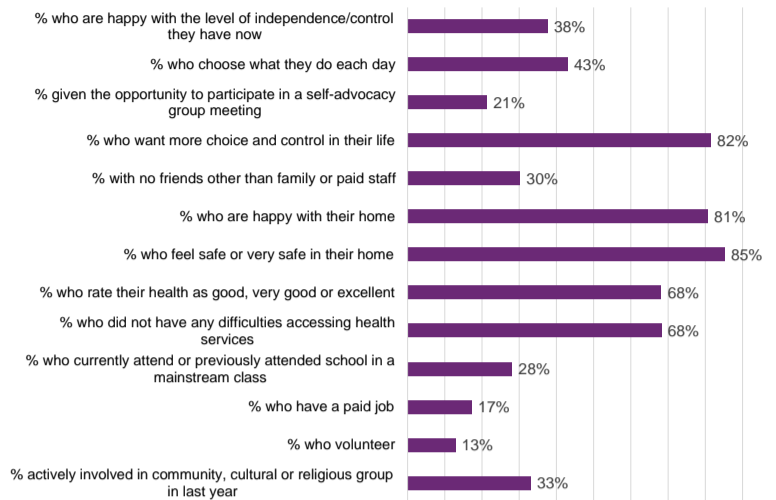
6.16 Total annualised committed support for active participants with an approved plan by support category for age 7 to 14 yrs



6. Participants and carers outcomes and support packages by participant age group

Age group: age 15 to age 24  
Baseline outcomes - participants

6.17 Participants 15 to 24 (selected indicators)



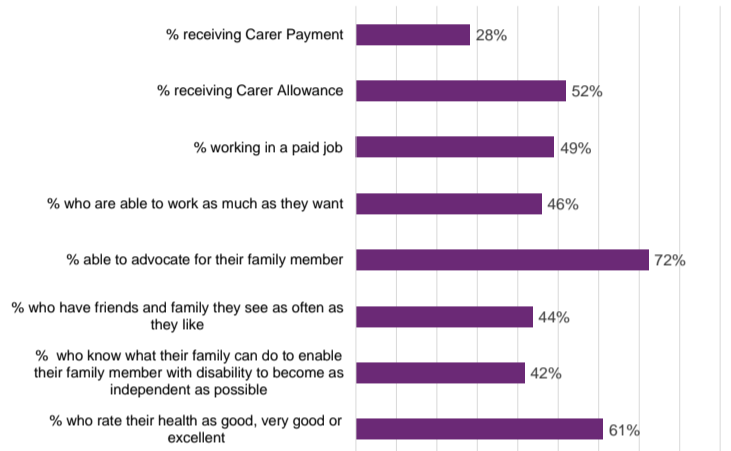
6.18 Description of key participant outcome domains

The adult framework consists of 8 participant domains:

1. Choice and control
2. Daily living activities
3. Relationships
4. Home
5. Health and wellbeing
6. Lifelong learning
7. Work
8. Social, community and civic participation

Baseline outcomes - family

6.19 Family/carers of participants 15 to 24 (selected indicators)



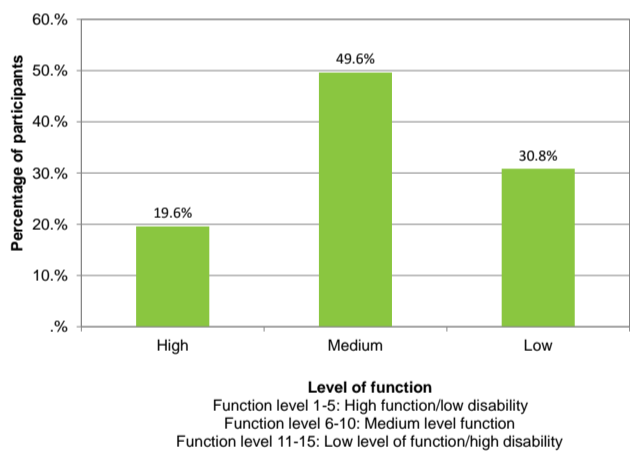
6.20 Description of key carer outcome domains

Outcome statements for families / carers of participants aged 15-24 years:

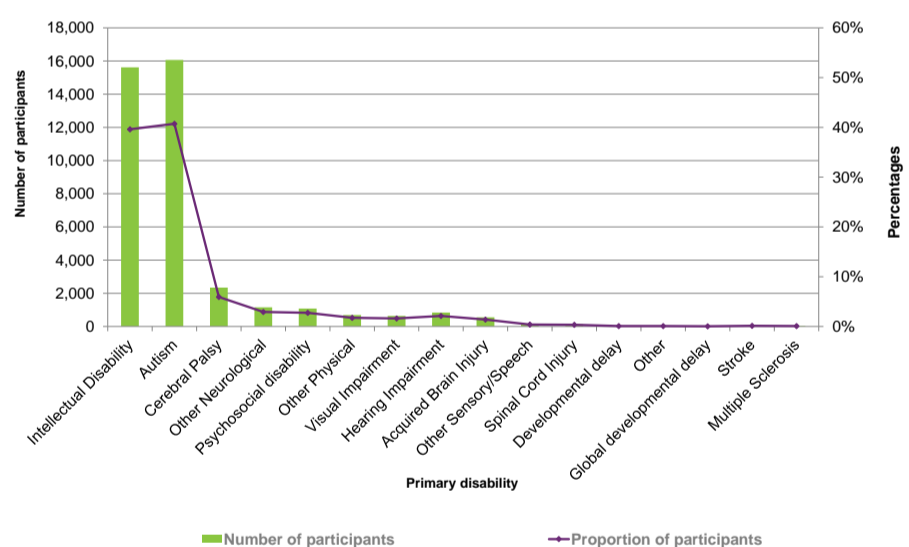
1. Families know their rights and advocate effectively for their young person with disability
2. Families have the support they need to care
3. Families are able to gain access to desired services, programs, and activities in their community
4. Families help their young person become independent
5. Families enjoy health and wellbeing

Participant characteristics

6.21 Distribution of active participants with an approved plan by level of function for age 15 to 24 yrs

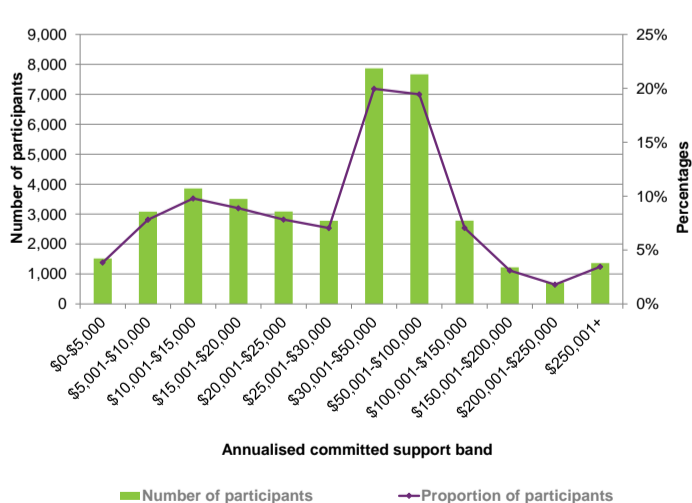


6.22 Distribution of active participants with an approved plan by primary disability for age 15 to 24 yrs

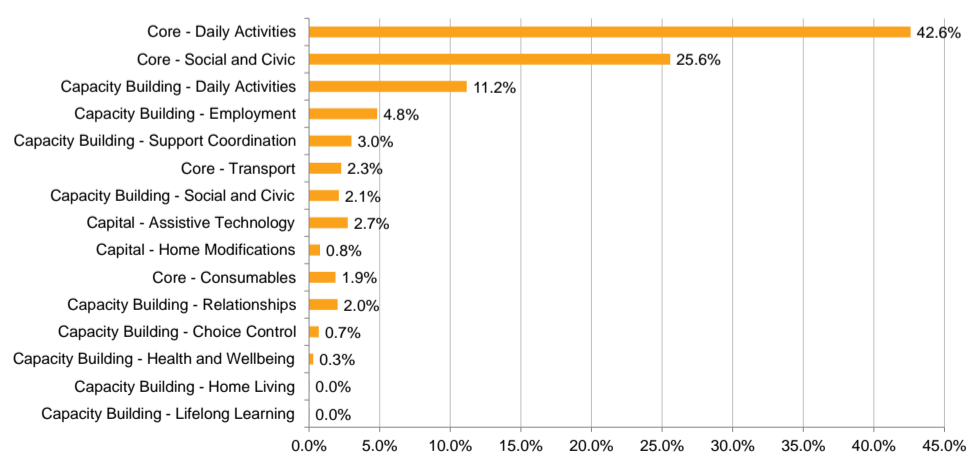


Support packages

6.23 Distribution of active participants with an approved plan by annualised committed support band for age 15 to 24 yrs



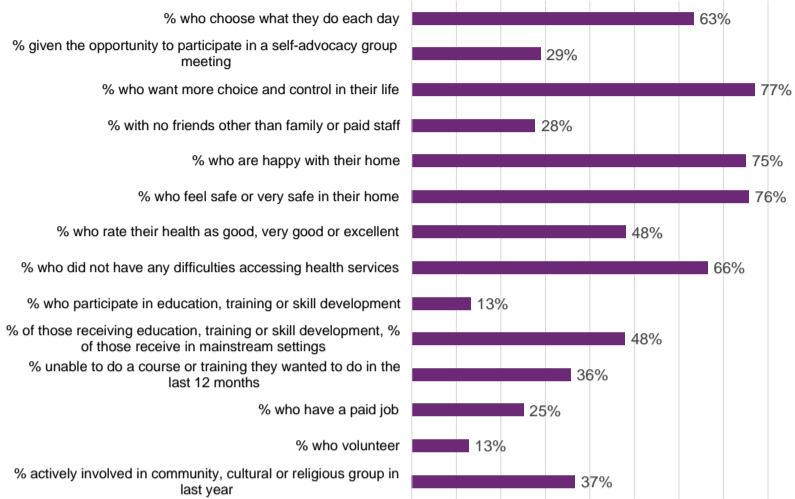
6.24 Total annualised committed support for active participants with an approved plan by support category for age 15 to 24 yrs



6. Participants and carers outcomes and support packages by participant age group

Age group: age 25+  
Baseline outcomes - participants

6.25 Participants age 25+ (selected indicators)



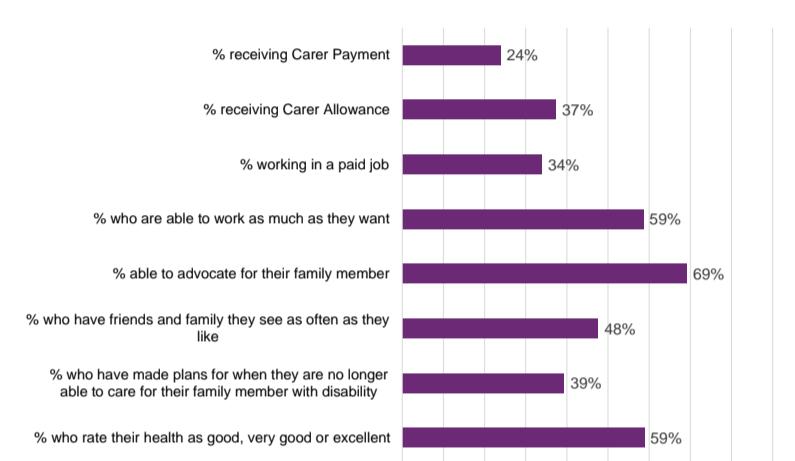
6.26 Description of key participant outcome domains

The adult framework consists of 8 participant outcome domains:

1. Choice and control
2. Daily activities
3. Relationships
4. Home
5. Health and wellbeing
6. Lifelong learning
7. Work
8. Social, community and civic participation

Baseline outcomes - family

6.27 Family/carers of participants age 25+ (selected indicators)



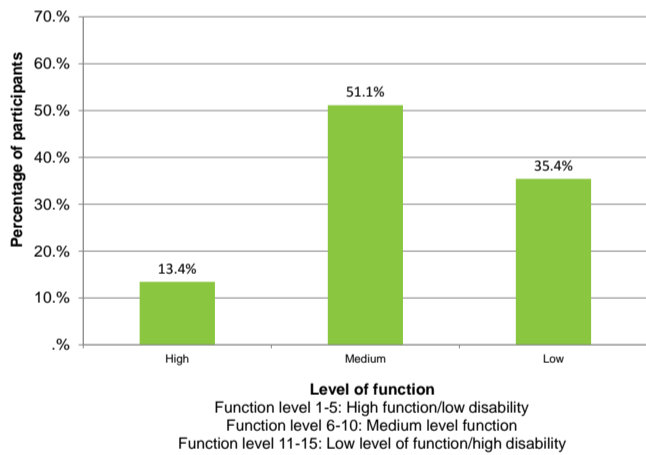
6.28 Description of key carer outcome domains

The adult framework consists of 5 family / carer outcome domains:

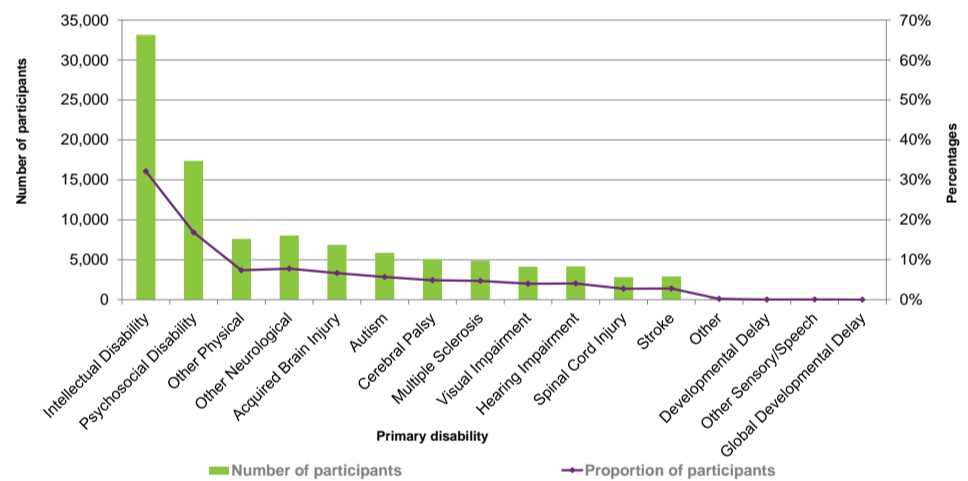
1. Families know their rights and advocate effectively for their family member with disability
2. Families have the support they need to care
3. Families are able to gain access to desired services, programs, and activities in their community
4. Families have succession plans
5. Families enjoy health and wellbeing

Participant characteristics

6.29 Distribution of active participants with an approved plan by level of function for age 25+ yrs

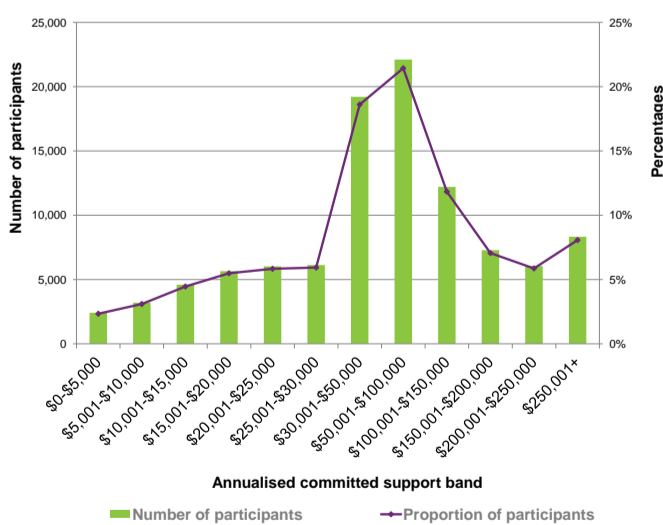


6.30 Distribution of active participants with an approved plan by primary disability for age 25+ yrs



Support packages

6.31 Distribution of active participants with an approved plan by annualised committed support band for age 25+



6.32 Total annualised committed support for active participants with an approved plan by support category for age 25+

