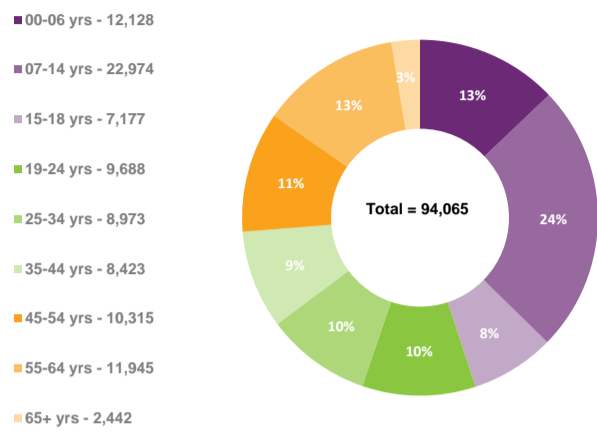
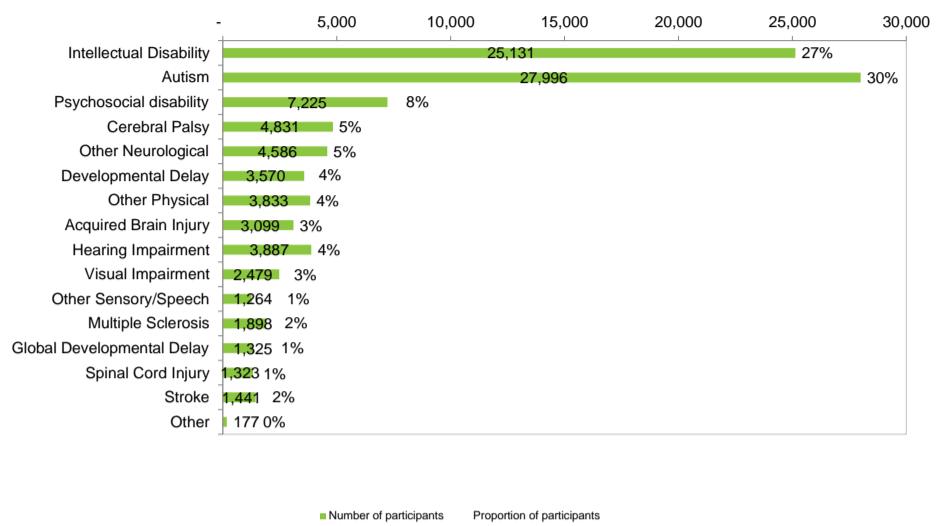


1. Participant characteristics

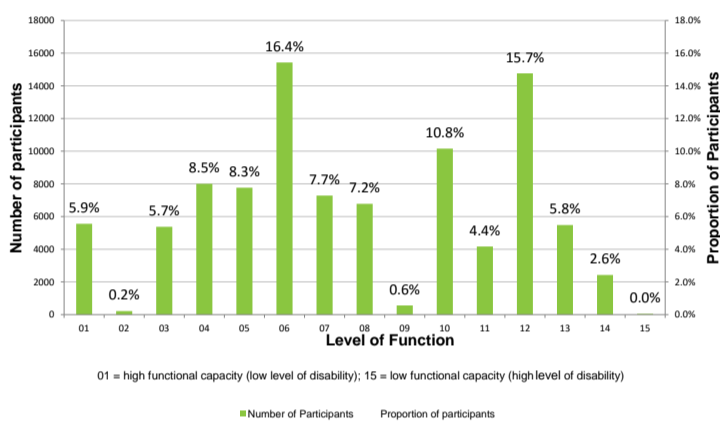
1.1 Age profile of active participants with an approved plan (no. of participants)



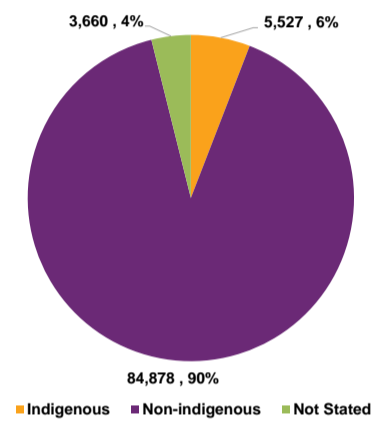
1.2 Primary disability of active participants with an approved plan



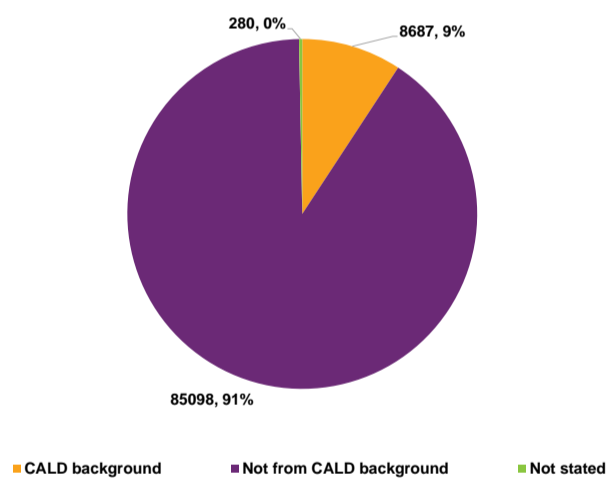
1.3 The level of function of active participants with an approved plan



1.4 Indigenous status of active participants with an approved plan

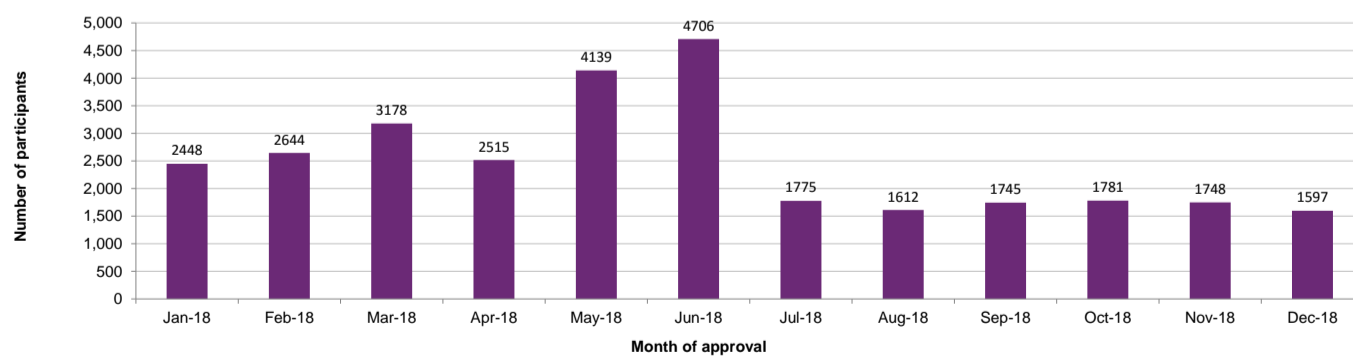


1.5 Culturally and Linguistically Diverse (CALD) status of active participants with an approved plan



2. Plan approvals

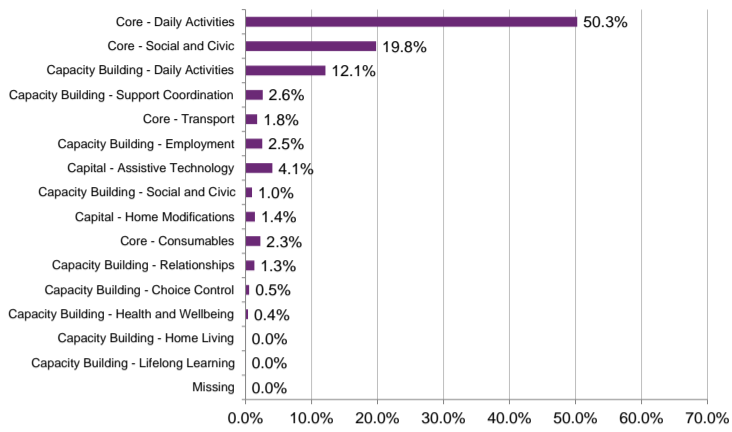
2.1 Month of initial plan approval



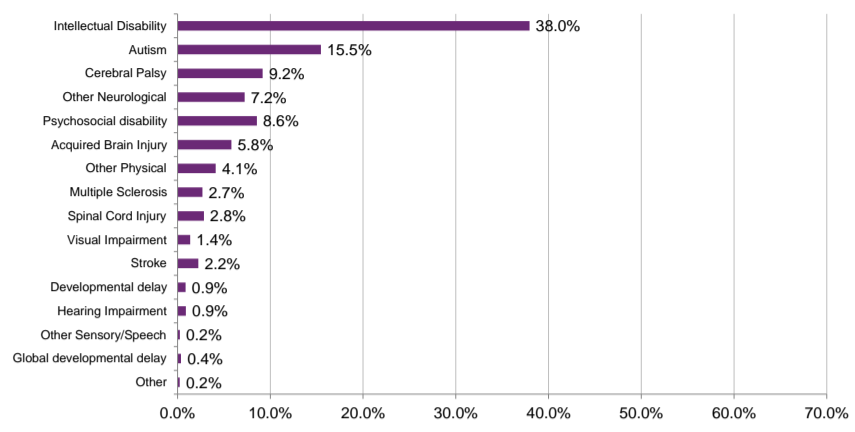
3. Total annualised committed support - most recent approved plans

\$5.6bn is included in the current plans of the 94,065 active participants.

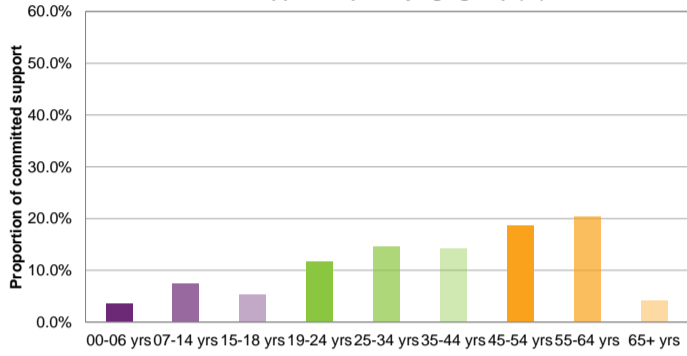
3.1 Total annualised committed support for active participants with an approved plan by support category (%)



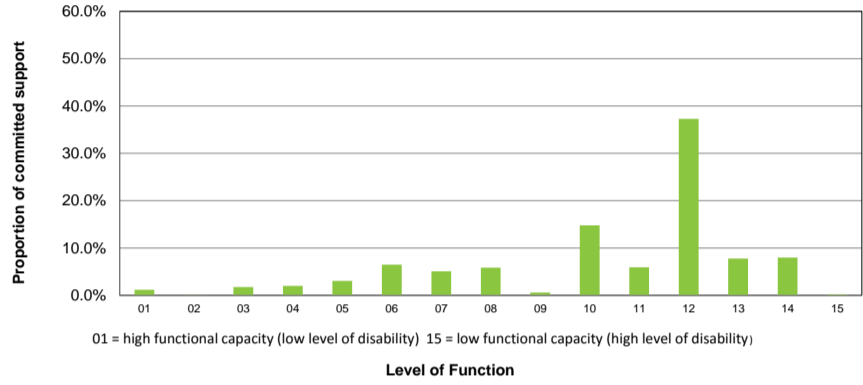
3.2 Total annualised committed support for active participants with an approved plan by primary disability (%)



3.3 Total annualised committed support for active participants with an approved plan by age group (%)

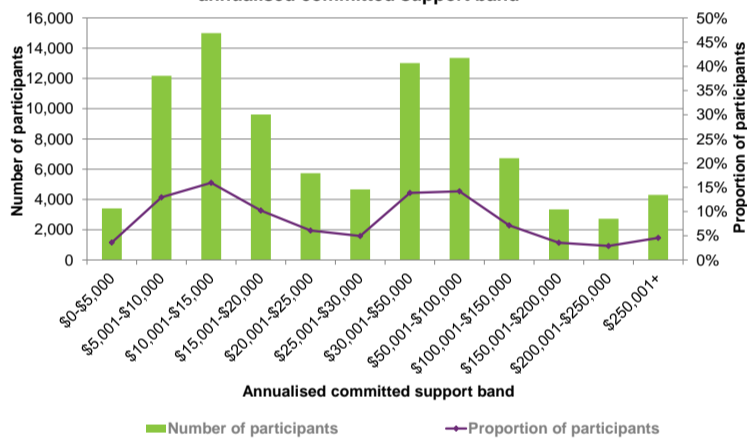


3.4 Total annualised committed support for active participants with an function score and an approved plan by level of function (%)

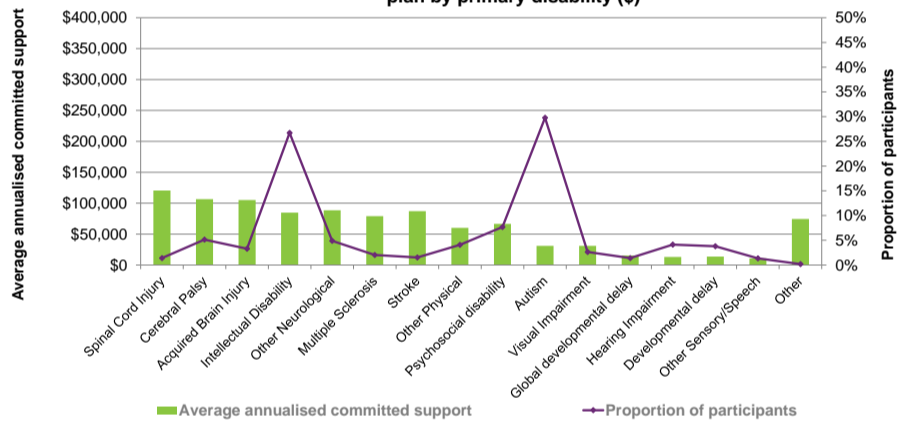


4. Average annualised committed support - most recent approved plans

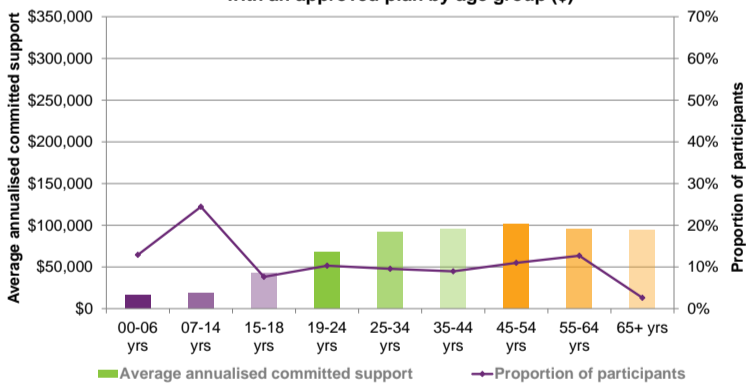
4.1 Distribution of active participants with an approved plan by annualised committed support band



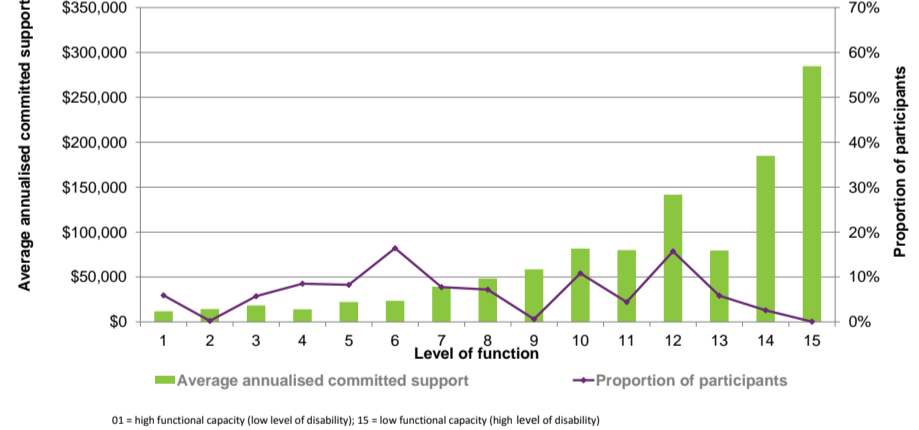
4.2 Average annualised committed support for active participants with an approved plan by primary disability (\$)



4.3 Average annualised committed support for active participants with an approved plan by age group (\$)



4.4 Average annualised committed support for active participants with a function score and an approved plan by level of function (\$)



5. Providers

5.1 Registered providers as at 31 December 2018 by entity type

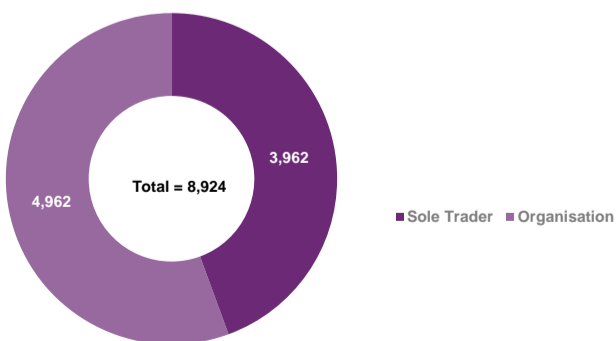


Table 5.2 Registered providers as at 31 December 2018 by registration group

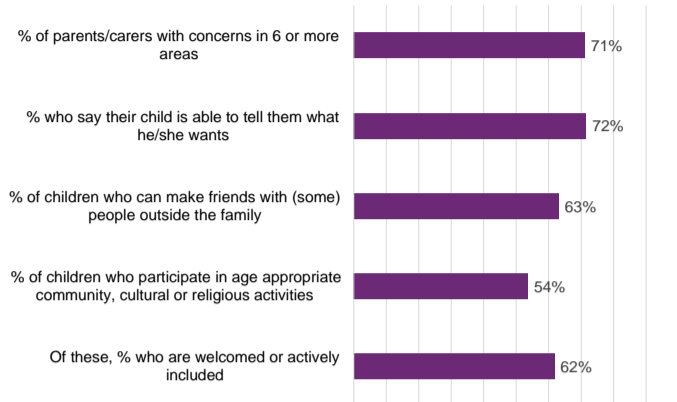
Registration Group	# Providers	Registration Group	# Providers
Therapeutic Supports	4,313	Personal Activities High	730
Household Tasks	2,458	Community Nursing Care	647
Assist-Travel/Transport	1,753	Plan Management	1,038
Early Childhood Supports	1,340	Assistive Equip-Recreation	803
Innov Community Participation	1,267	Comms & Info Equipment	676
Assist Prod-Pers Care/Safety	1,379	Daily Tasks/Shared Living	568
Home Modification	1,088	Custom Prosthetics	588
Participate Community	976	Interpret/Translate	370
Personal Mobility Equipment	1,159	Specialised Disability Accommodation	340
Ex Phys Pers Training	1,058	Assist Access/Maintain Employ	448
Development-Life Skills	903	Specialised Driver Training	282
Accommodation/Tenancy	905	Vision Equipment	291
Assistive Prod-Household Task	991	Hearing Equipment	243
Assist-Life Stage, Transition	830	Vehicle modifications	171
Assist Personal Activities	849	Spec Support Employ	136
Support Coordination	758	Specialised Hearing Services	65
Behaviour Support	514	Hearing Services	13
Group/Centre Activities	748	Assistance Animals	11

6. Participants and carers outcomes and support packages by participant age group

Baseline measures are collected on participants from the short-form outcomes framework (SFOF) questionnaires during the transition period. Active participants with an initial plan approved during the period 1 July 2016 to 31 December 2018 are included.

Age group: birth to end of age 6
Baseline outcomes - participants

6.1 Participants 0 to before school



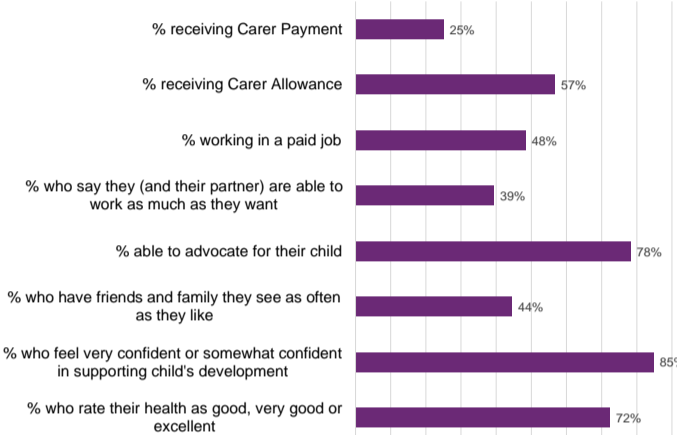
6.2 Description of key participant outcome domains

Outcome statements for children aged 0-6 years (or school entry):

1. Children gain functional, developmental and coping skills that are appropriate to their ability and circumstances / specialist services
2. Children show evidence of self-determination in their everyday lives
3. Children participate meaningfully in family life
4. Children participate meaningfully in community life

Baseline outcomes - family

6.3 Family/carers of participants 0 to 14 (selected indicators)



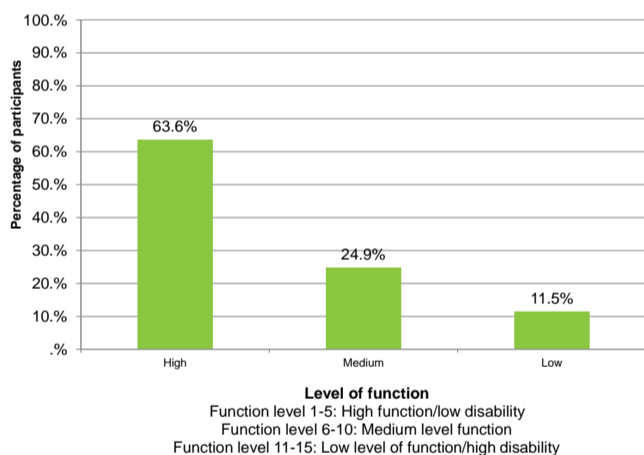
6.4 Description of key carer outcome domains

Outcome statements for families / carers of children with disability aged 0-6 years:

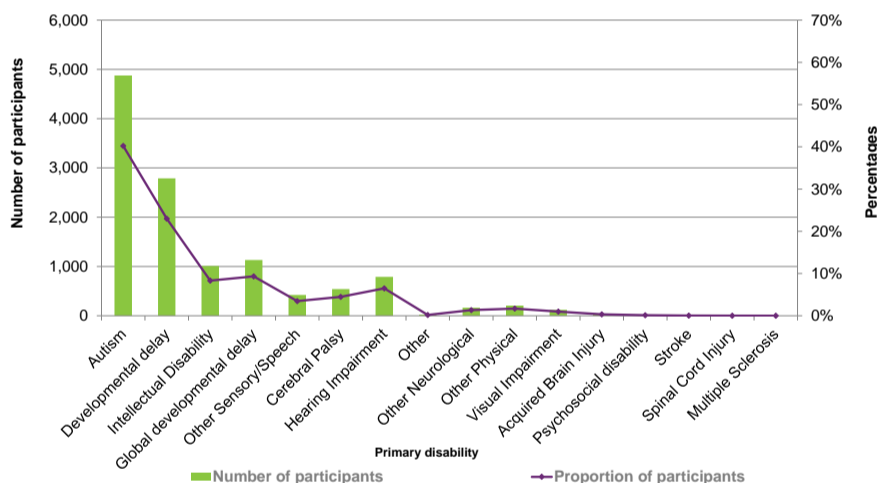
1. Families know their rights and advocate effectively for their children
2. Families feel supported
3. Families are able to gain access to desired services, programs, and activities in their community
4. Families help their children develop and learn
5. Families enjoy health and wellbeing

Participant characteristics

6.5 Distribution of active participants with an approved plan by level of function for age 0 - 6 yrs

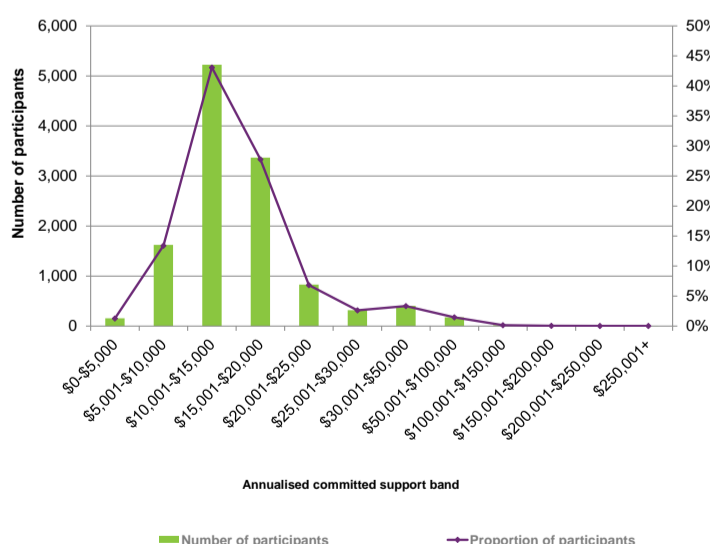


6.6 Distribution of active participants with an approved plan by primary disability for age 0 - 6 yrs

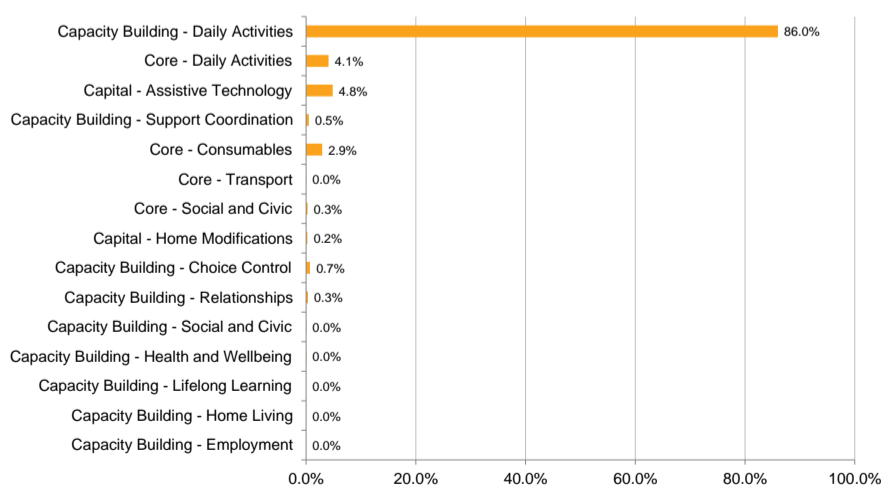


Support packages

6.7 Distribution of active participants with an approved plan by annualised committed support band for age 0 - 6 yrs



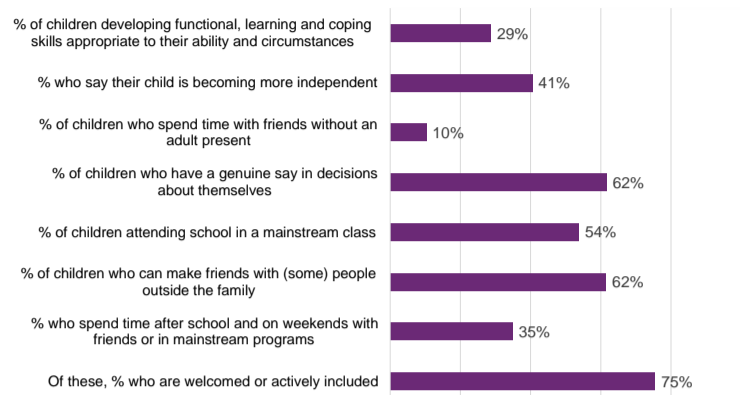
6.8 Total annualised committed support for active participants with an approved plan by support category for age 0-6 yrs



6. Participants and carers outcomes and support packages by participant age group

Age group: age 7 to end of age 14
Baseline outcomes - participants

6.9 Participants starting school age 7 to 14



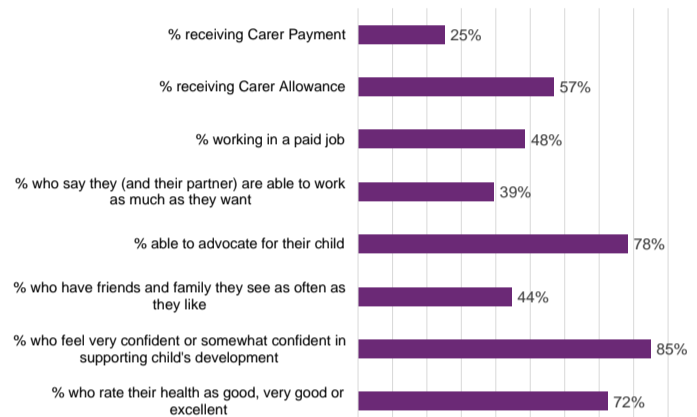
6.10 Description of key participant outcome domains

Outcome statements for children aged 7 (or school entry) - 14 years:

1. Children gain functional, developmental and coping skills that are appropriate to their ability and circumstances / specialist services
2. Children show evidence of self-determination in their everyday lives
3. Children participate meaningfully in family life
4. Children participate meaningfully in community life

Baseline outcomes - family

6.11 Family/carers of participants starting school age 0 to 14 (selected indicators)



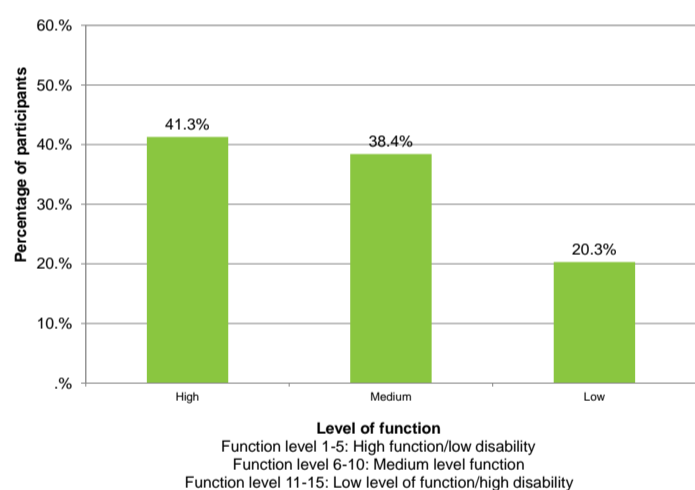
6.12 Description of key carer outcome domains

Outcome statements for families / carers of children with disability aged 7-14 years:

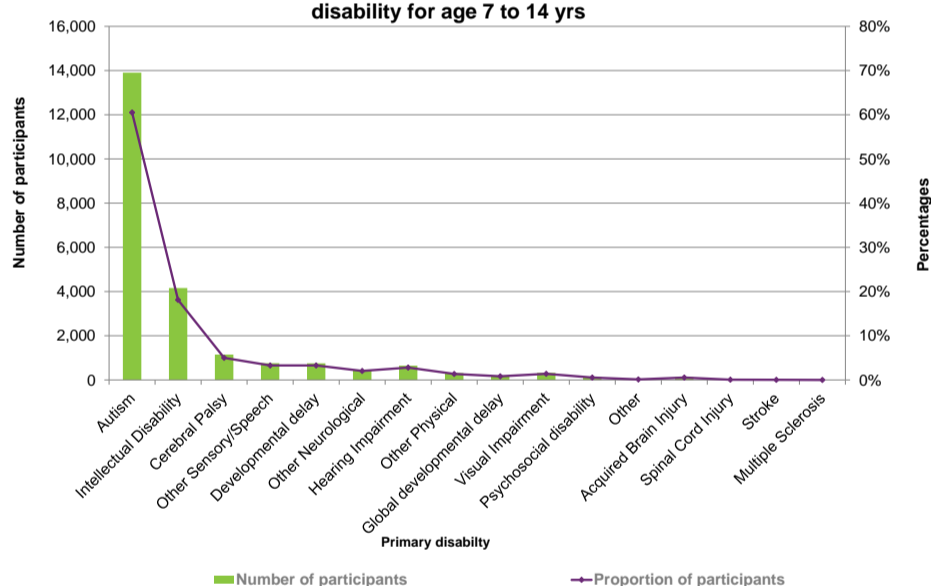
1. Families know their rights and advocate effectively for their children
2. Families feel supported
3. Families are able to gain access to desired services, programs, and activities in their community
4. Families help their children develop and learn
5. Families enjoy health and wellbeing

Participant characteristics

6.13 Distribution of active participants with an approved plan by level of function for age 7 to 14 yrs

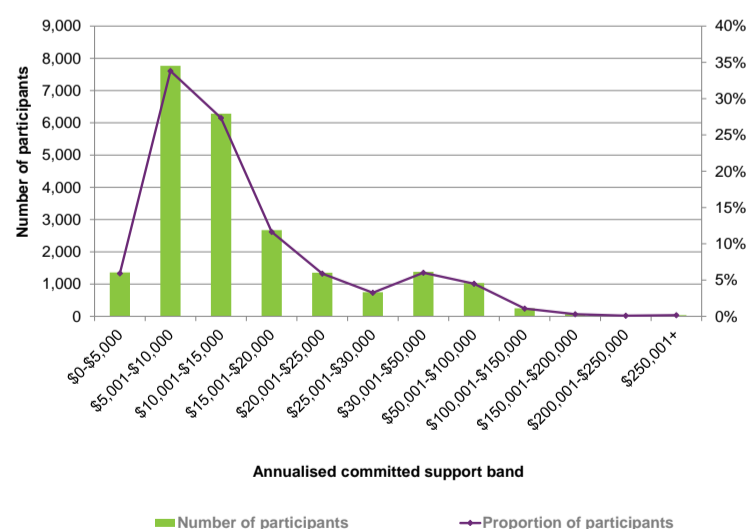


6.14 Distribution of active participants with an approved plan by primary disability for age 7 to 14 yrs

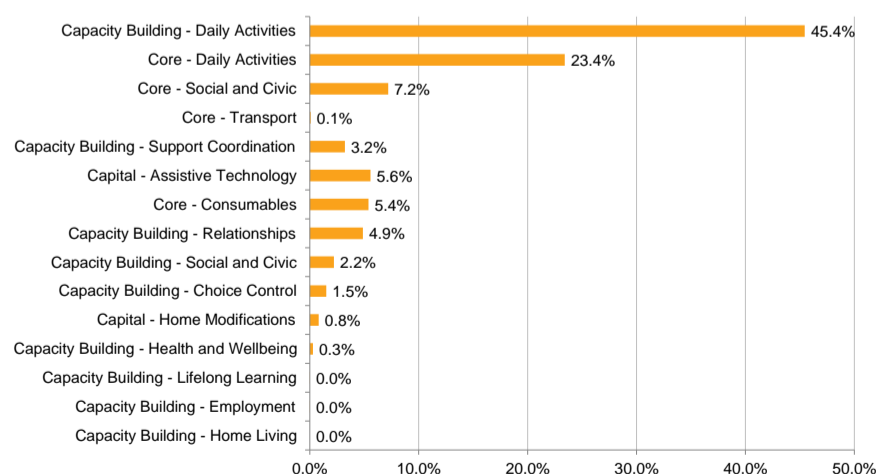


Support packages

6.15 Distribution of active participants with an approved plan by annualised committed support band for age 7 to 14 yrs



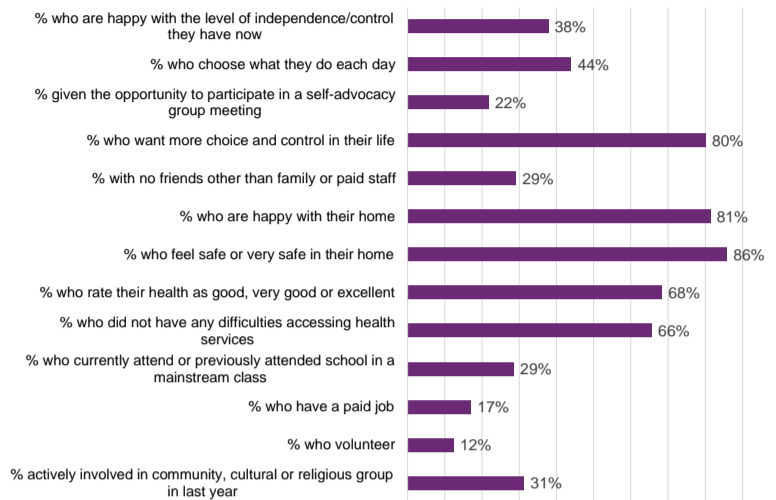
6.16 Total annualised committed support for active participants with an approved plan by support category for age 7 to 14 yrs



6. Participants and carers outcomes and support packages by participant age group

Age group: age 15 to age 24
Baseline outcomes - participants

6.17 Participants 15 to 24 (selected indicators)



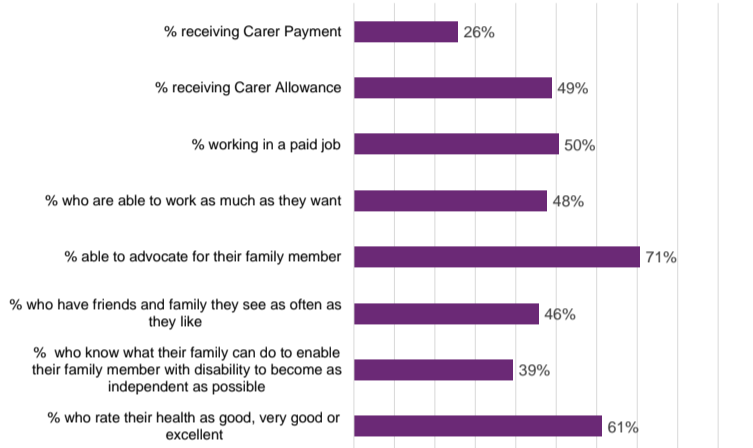
6.18 Description of key participant outcome domains

The adult framework consists of 8 participant domains:

1. Choice and control
2. Daily living activities
3. Relationships
4. Home
5. Health and wellbeing
6. Lifelong learning
7. Work
8. Social, community and civic participation

Baseline outcomes - family

6.19 Family/carers of participants 15 to 24 (selected indicators)



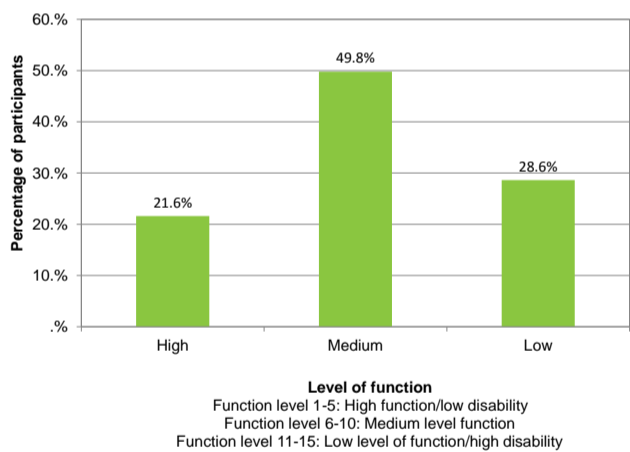
6.20 Description of key carer outcome domains

Outcome statements for families / carers of participants aged 15-24 years:

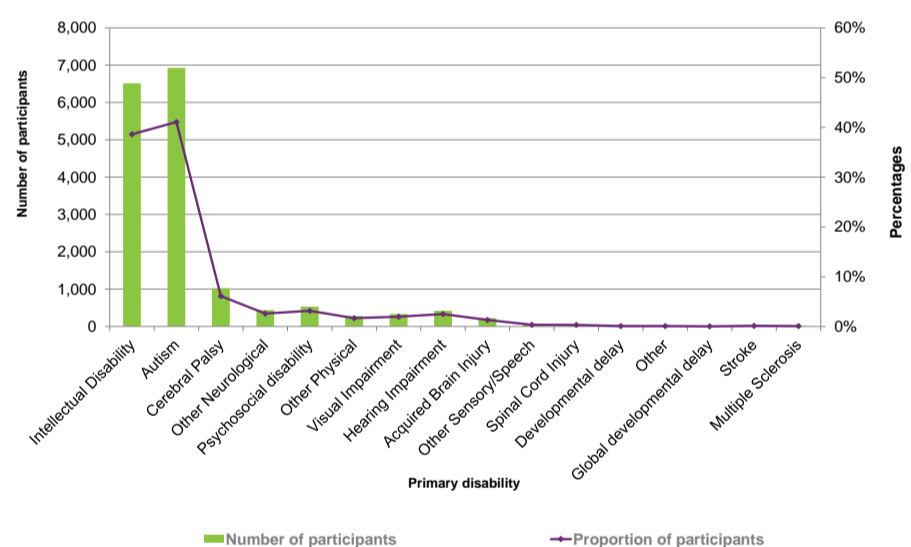
1. Families know their rights and advocate effectively for their young person with disability
2. Families have the support they need to care
3. Families are able to gain access to desired services, programs, and activities in their community
4. Families help their young person become independent
5. Families enjoy health and wellbeing

Participant characteristics

6.21 Distribution of active participants with an approved plan by level of function for age 15 to 24 yrs

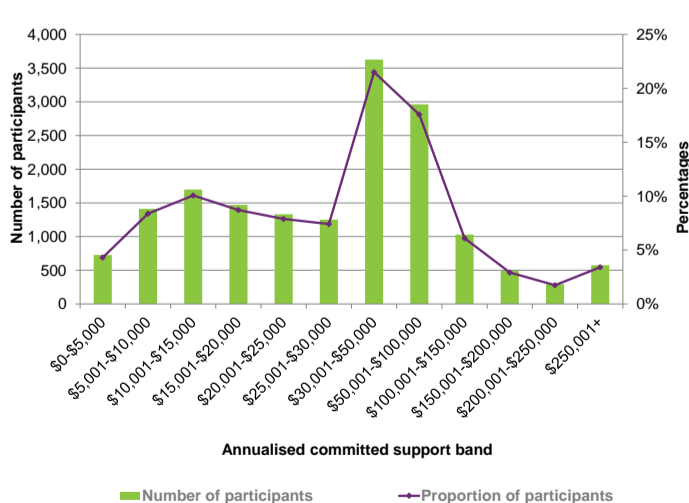


6.22 Distribution of active participants with an approved plan by primary disability for age 15 to 24 yrs

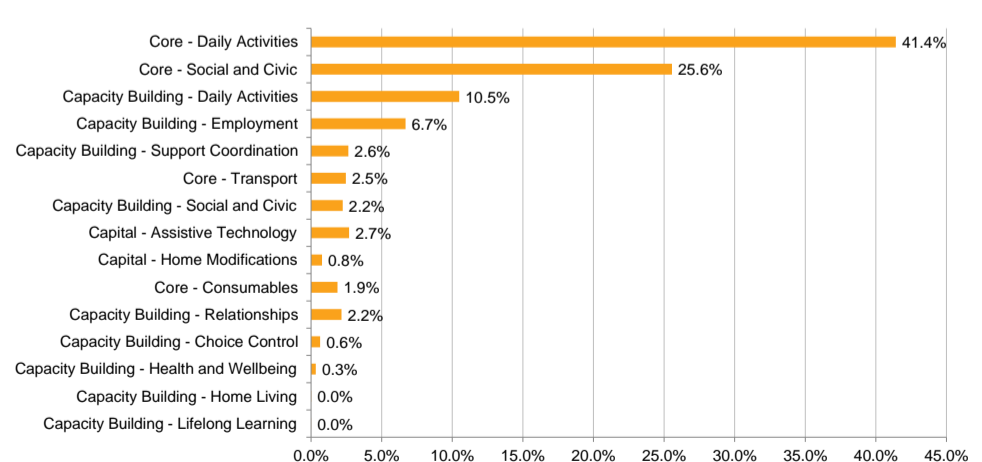


Support packages

6.23 Distribution of active participants with an approved plan by annualised committed support band for age 15 to 24 yrs



6.24 Total annualised committed support for active participants with an approved plan by support category for age 15 to 24 yrs

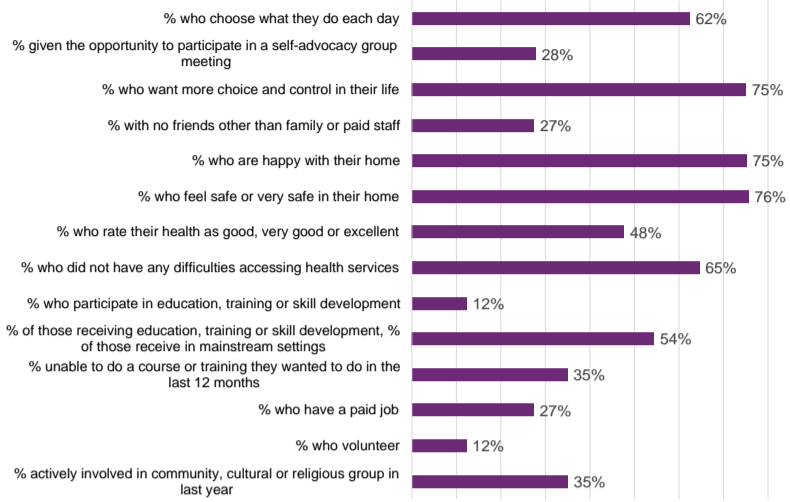


6. Participants and carers outcomes and support packages by participant age group

Age group: age 25+

Baseline outcomes - participants

6.25 Participants age 25+ (selected indicators)



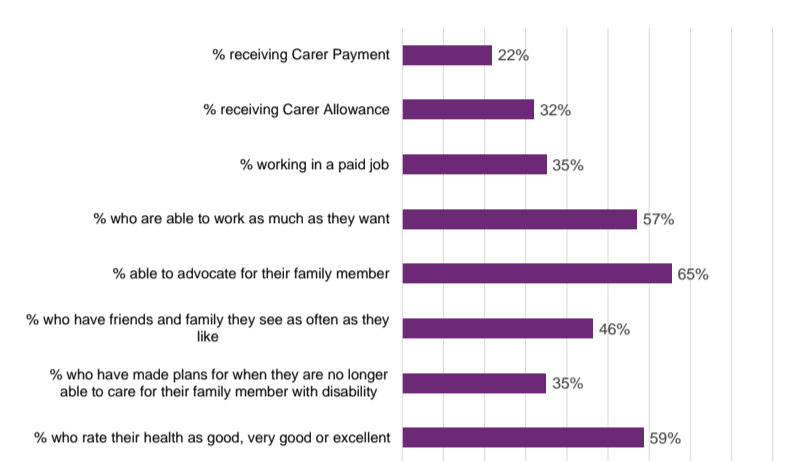
6.26 Description of key participant outcome domains

The adult framework consists of 8 participant domains:

1. Choice and control
2. Daily activities
3. Relationships
4. Home
5. Health and wellbeing
6. Lifelong learning
7. Work
8. Social, community and civic participation

Baseline outcomes - family

6.27 Family/carers of participants age 25+ (selected indicators)



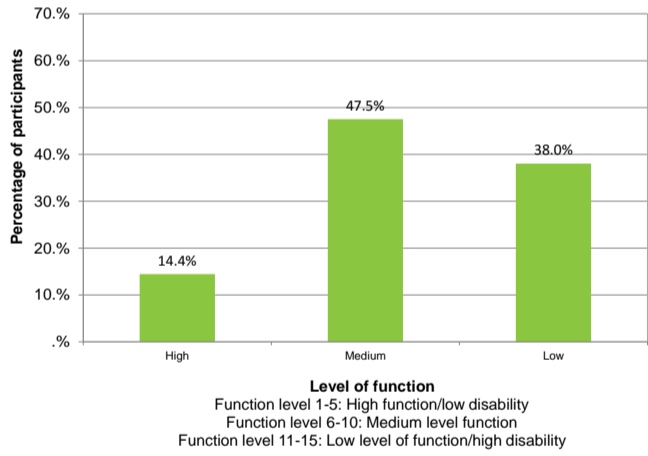
6.28 Description of key carer outcome domains

The adult framework consists of 5 family / carer domains:

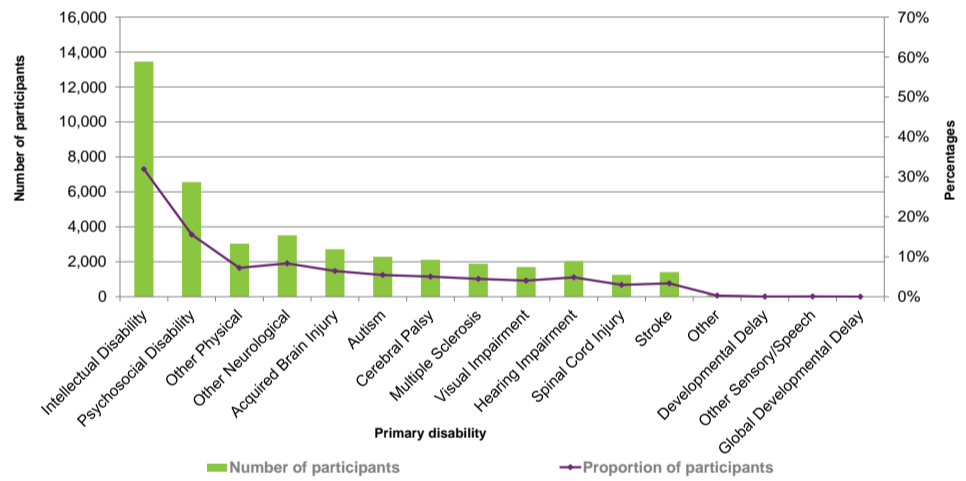
1. Families know their rights and advocate effectively for their family member with disability
2. Families have the support they need to care
3. Families are able to gain access to desired services, programs, and activities in their community
4. Families have succession plans
5. Families enjoy health and wellbeing

Participant characteristics

6.29 Distribution of active participants with an approved plan by level of function for age 25+ yrs

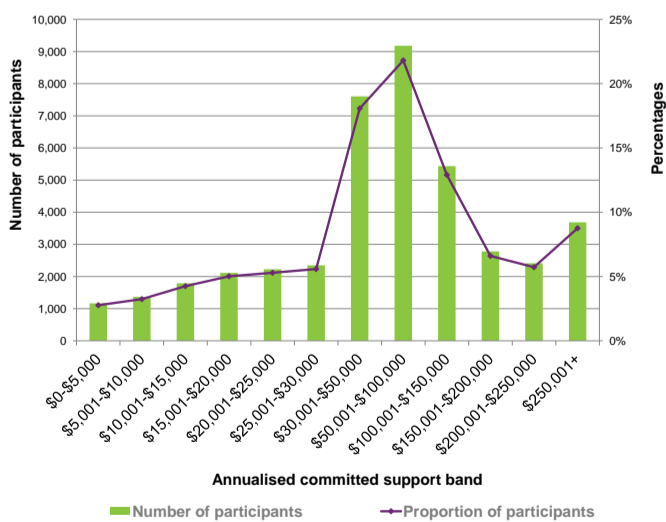


6.30 Distribution of active participants with an approved plan by primary disability for age 25+ yrs



Support packages

6.31 Distribution of active participants with an approved plan by annualised committed support band for age 25+



6.32 Total annualised committed support for active participants with an approved plan by support category for age 25+

